

## Hubkrafttabellen EW65

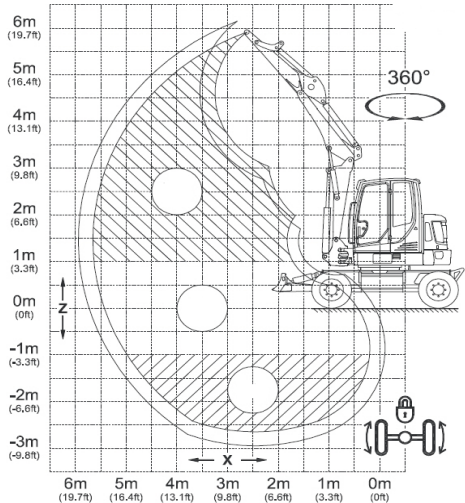


Abb. 1: Hubkrafttabelle EW65 - Monoausleger

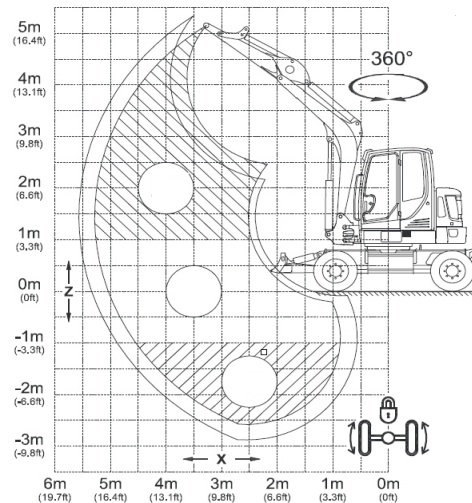


Abb. 2: Hubkrafttabelle EW65 - Verstellausleger

max	Zulässige Last bei gestrecktem Löffelstiel
A	Ausladung von mitte Drehkranz
B	Lasthakenhöhe
*	Hubkraft durch Hydraulik begrenzt

Alle Tabellenwerte sind in kg (lbs) angegeben bei waagrechtcr Stellung auf tragfestem und ebenem Untergrund ohne Löffel oder einem Arbeitsgerät (z.B. Hammer)

- I In Fahrtrichtung mit Abstützung (hydr. Begrenzt)
- II In Fahrtrichtung ohne Abstützung
- III 90° zum Fahrwerk ohne Abstützung
- IV Gegen Fahrtrichtung ohne Abstützung
- V Gegen Fahrtrichtung mit Abstützung

Die Hubkraft des Fahrzeugs ist durch die Einstellung der Überdruckventile und hydraulische Leistung bzw. durch die Kippsicherheit begrenzt.


Es werden weder 75% der statischen Kipplast noch 87% der hydraulischen Hubkraft überschritten.

Berechnungsgrundlage: gemäß ISO 10567.


Die Hubfähigkeit gilt für Fahrzeuge unter folgenden Bedingungen:

- Schmier- und Betriebsmittel auf den vorgeschriebenen Ständen.
- Voller Kraftstofftank.
- Kabine.
- Fahrzeug auf Betriebstemperatur.
- Gewicht des Fahrers 75 kg (165 lbs).

## Hubkrafttabellen EW65


A	2 m ( 6'-7" )					3 m ( 9'-10" )					4 m ( 13'-1" )					5 m (16' - 5" )									
	B	I	II	III	IV	V	I	II	III	IV	V	I	II	III	IV	V	I	II	III	IV		V	I	II	III
4 m (13'-1")	-	-	-	-	-	-	-	-	-	-	1240*	1240*	1240*	1240*	1240*	-	-	-	-	-	1190*	1190*	892	1187	1190*
	-	-	-	-	-	-	-	-	-	-	(2735*)	(2735*)	(2735*)	(2735*)	(2735*)	-	-	-	-	-	(2623*)	(2623*)	(1967)	(2617)	(2623*)
3 m (9' - 10")	-	-	-	-	-	1721*	1721*	1721*	1721*	1721*	1360*	1360*	1233	1360*	1360*	1181*	1181*	859	1146	1181*	1141*	1141*	748	1006	1141*
	-	-	-	-	-	(3794*)	(3794*)	(3794*)	(3794*)	(3794*)	(2999*)	(2999*)	(2719)	(2999*)	(2999*)	(2603*)	(2603*)	(1893)	(2528)	(2603*)	(2516*)	(2516*)	(1649)	(2217)	(2516*)
2 m (6' - 7" )	3234*	3234*	3234*	3234*	3234*	2260*	2260*	1722	2260*	2260*	1554*	1554*	1149	1548	1554*	1242*	1242*	823	1110	1242*	1118*	1085	681	923	1118*
	(7130*)	(7130*)	(7130*)	(7130*)	(7130*)	(4984*)	(4984*)	(3797)	(4984*)	(4984*)	(3426*)	(3426*)	(2533)	(3412)	(3426*)	(2740*)	(2740*)	(1816)	(2447)	(2740*)	(2465*)	(2393)	(1501)	(2036)	(2465*)
1 m (3' - 3" )	4961*	4961*	3003	4470	4961*	2571*	2571*	1566	2195	2571*	1703*	1703*	1071	1465	1703*	1291*	1267	786	1071	1291*	1102*	1063	661	903	1102*
	(10940*)	(10940*)	(6622)	(9857)	(10940*)	(5668*)	(5668*)	(3454)	(4840)	(5668*)	(3756*)	(3756*)	(2362)	(3231)	(3756*)	(2847*)	(2793)	(1734)	(2361)	(2847*)	(2431*)	(2345)	(1458)	(1990)	(2431*)
0 m (0' - 0" )	4088*	4088*	2902	4088*	4088*	2488*	2488*	1518	2142	2488*	1712*	1708	1027	1419	1712*	1259*	1242	763	1047	1259*	968*	968*	686	940	968*
	(9015*)	(9015*)	(6399)	(9015*)	(9015*)	(5486*)	(5486*)	(3346)	(4723)	(5486*)	(3775*)	(3766)	(2265)	(3128)	(3775*)	(2775*)	(2738)	(1683)	(2308)	(2775*)	(2134*)	(2134*)	(1513)	(2072)	(2134*)
-1 m (-3' - 3" )	3040*	3040*	2929	3040*	3040*	2148*	2148*	1524	2148*	2148*	1528*	1528*	1021	1412	1528*	-	-	-	-	-	1027*	1027*	775	1027*	1027*
	(6702*)	(6702*)	(6460)	(6702*)	(6702*)	(4737*)	(4737*)	(3361)	(4737*)	(4737*)	(3369)	(3369*)	(2250)	(3113)	(3369*)	-	-	-	-	-	(2265*)	(2265*)	(1709)	(2265*)	(2265*)
-2 m (6' - 7" )	2764*	2764*	2764*	2764*	2764*	1506*	1506*	1506*	1506*	1506*	1003*	1003*	1003*	1003*	1003*	-	-	-	-	-	869*	869*	869*	869*	869*
	(6094*)	(6094*)	(6094*)	(6094*)	(6094*)	(3320*)	(3320*)	(3320*)	(3320*)	(3320*)	(2212*)	(2212*)	(2212*)	(2212*)	(2212*)	-	-	-	-	-	(1915*)	(1915*)	(1915*)	(1915*)	(1915*)

Tab.1: Hubkrafttabellen EW65 – Verstellausleger, Löffelstiel kurz, einfachbereifung, Pratzten vorne, Parallelschild hinten


A	2 m ( 6'-7" )					3 m ( 9'-10" )					4 m ( 13'-1" )					5 m (16' - 5" )									
	B	I	II	III	IV	V	I	II	III	IV	V	I	II	III	IV	V	I	II	III	IV		V	I	II	III
4 m (13'-1")	-	-	-	-	-	-	-	-	-	-	1125*	1125*	1125*	1125*	1125*	1079*	1079*	883	1079*	1079*	1083*	1083*	799	1068	1083*
	-	-	-	-	-	-	-	-	-	-	(2480*)	(2480*)	(2480*)	(2480*)	(2480*)	(2380*)	(2380*)	(1947)	(2380*)	(2380*)	(2388*)	(2388*)	(1762)	(2355)	(2388*)
3 m (9' - 10")	-	-	-	-	-	1523*	1523*	1523*	1523*	1523*	1255*	1255*	1249	1255*	1255*	1106*	1106*	865	1106*	1106*	1047*	1047*	681	920	1047*
	-	-	-	-	-	(3358*)	(3358*)	(3358*)	(3358*)	(3358*)	(2767*)	(2767*)	(2755)	(2767*)	(2767*)	(2439*)	(2439*)	(1908)	(2439*)	(2439*)	(2310*)	(2310*)	(1501)	(2028)	(2310*)
2 m (6' - 7" )	2823*	2823*	2823*	2823*	2823*	2078*	2078*	1768	2078*	2078*	1466*	1466*	1161	1466*	1466*	1186*	1186*	825	1112	1186*	1031*	999	622	849	1031*
	(6225*)	(6225*)	(6225*)	(6225*)	(6225*)	(4582*)	(4582*)	(3899)	V*	(4582*)	(3232*)	(3232*)	(2560)	(3232*)	(3232*)	(2616*)	(2616*)	(1818)	(2451)	(2616*)	(2272*)	(2204)	(1372)	(1873)	(2272*)
1 m (3' - 3" )	4770*	4770*	3004	4474	4770*	2496*	2496*	1584	2216	2496*	1650*	1650*	1074	1469	1650*	1259*	1259*	781	1066	1259*	1020*	979	604	830	1020*
	(10518*)	(10518*)	(6625)	(9866)	(10518*)	(5503*)	(5503*)	(3493)	(4886)	(5503*)	(3639*)	(3639*)	(2368)	(3240)	(3639*)	(2775*)	(2775*)	(1723)	(2352)	(2775*)	(2250*)	(2159)	(1332)	(1831)	(2250*)
0 m (0' - 0" )	4330*	4330*	2833	4274	4330*	2531*	2531*	1506	2131	2531*	1708*	1700	1018	1410	1708*	1265*	1230	751	1035	1265*	1006*	1006*	623	859	1006*
	(9547*)	(9547*)	(6246)	(9424)	(9547*)	(5581*)	(5581*)	(3321)	(4699)	(5581*)	(3765*)	(3748)	(2244)	(3109)	(3765*)	(2788*)	(2711)	(1656)	(2281)	(2788*)	(2219*)	(2219*)	(1374)	(1894)	(2219*)
-1 m (-3' - 3" )	3538*	3538*	2862	3538*	3538*	2275*	2275*	1496	2121	2275*	1587*	1587*	1000	1391	1587*	1128*	1128*	744	1028	1128*	971*	971*	693	954	971*
	(7801*)	(7801*)	(6310)	(7801*)	(7801*)	(5017*)	(5017*)	(3300)	(4676)	(5017*)	(3500*)	(3500*)	(2206)	(3068)	(3500*)	(2488*)	(2488*)	(1642)	(2267)	(2488*)	(2141*)	(2141*)	(1528)	(2104)	(2141*)
-2 m (6' - 7" )	2509*	2509*	2509*	2509*	2509*	1737*	1737*	1532	1737*	1737*	1207*	1207*	1023	1207*	1207*	-	-	-	-	-	869*	869*	864	869*	869*
	(5533*)	(5533*)	(5533*)	(5533*)	(5533*)	(3830*)	(3830*)	(3378)	(3830*)	(3830*)	(2661*)	(2661*)	(2256)	(2661*)	(2661*)	-	-	-	-	-	(1915*)	(1915*)	(1906)	(1915*)	(1915*)

Tab.2: Hubkrafttabellen EW65 – Verstellausleger, Löffelstiel lang, einfachbereifung, Pratzten vorne, Parallelschild hinten

## Hubkrafttabellen EW65


A B	2 m ( 6'-7" )					3 m ( 9'-10" )					4 m ( 13'-1" )					5 m (16' - 5")									
	I	II	III	IV	V	I	II	III	IV	V	I	II	III	IV	V	I	II	III	IV	V		I	II	III	IV
<b>4 m</b> (13'-1")	-	-	-	-	-	-	-	-	-	-	1240*	1240*	1186	1240*	1240*	-	-	-	-	-	1190*	1190*	813	988	1190*
	-	-	-	-	-	-	-	-	-	-	(2735)*	(2735)*	(2615)	(2735)*	(2735)*	-	-	-	-	-	(2623)*	(2623)*	(1793)	(2178)	(2623)*
<b>3 m</b> (9' - 10")	-	-	-	-	-	1721*	1721*	1721*	1721*	1721*	1360*	1360*	1132	1360*	1360*	1181*	1181*	782	951	1181*	1141*	1141*	677	828	1141*
	-	-	-	-	-	(3794)*	(3794)*	(3794)*	(3794)*	(3794)*	(2999)*	(2999)*	(2496)	(2999)*	(2999)*	(2603)*	(2603)*	(1723)	(2097)	(2603)*	(2516)*	(2516)*	(1493)	(1825)	(2516)*
<b>2 m</b> (6' - 7" )	3234*	3234*	3196	3234*	3234*	2260*	2260*	1575	1978	2260*	1554*	1554*	1048	1288	1554*	1242*	1242*	746	914	1242*	1118*	1065	613	754	1118*
	(7130)*	(7130)*	(7047)	(7130)*	(7130)*	(4984)*	(4984)*	(3474)	(4362)	(4984)*	(3426)*	(3426)*	(2310)	(2841)	(3426)*	(2740)*	(2740)*	(1646)	(2016)	(2740)*	(2465)*	(2347)	(1352)	(1663)	(2465)*
<b>1 m</b> (3' - 3" )	4961*	4961*	2737	3717	4961*	2571*	2571*	1420	1809	2571*	1703*	1703*	970	1206	1703*	1291*	1243	709	876	1291*	1102*	1043	594	734	1102*
	(10940)*	(10940)*	(6035)	(8197)	(10940)*	(5668)*	(5668)*	(3131)	(3990)	(5668)*	(3756)*	(3756)*	(2139)	(2659)	(3756)*	(2847)*	(2740)	(1563)	(1931)	(2847)*	(2431)*	(2299)	(1310)	(1618)	(2431)*
<b>0 m</b> (0' - 0" )	4088*	4088*	2636	3599	4088*	2488*	2488*	1371	1756	2488*	1712*	1675	926	1159	1712*	1259*	1217	686	852	1259*	968*	968*	616	763	968*
	(9015)*	(9015)*	(5812)	(7936)	(9015)*	(5486)*	(5486)*	(3023)	(3873)	(5486)*	(3775)*	(3694)	(2042)	(2557)	(3775)*	(2775)*	(2684)	(1513)	(1878)	(2775)*	(2134)*	(2134)*	(1359)	(1683)	(2134)*
<b>-1 m</b> (-3' - 3" )	3040*	3040*	2663	3040*	3040*	2148*	2148*	1378	1763	2148*	1528*	1528*	919	1153	1528*	-	-	-	-	-	1027*	1027*	697	864	1027*
	(6702)*	(6702)*	(5873)	(6702)*	(6702)*	(4737)*	(4737)*	(3037)	(3888)	(4737)*	(3369)*	(3369)*	(2027)	(2541)	(3369)*	-	-	-	-	-	(2265)*	(2265)*	(1538)	(1906)	(2265)*
<b>-2 m</b> (6' - 7" )	2764*	2764*	2528	2764*	2764*	1506*	1506*	1427	1506*	1506*	1003*	1003*	960	1003*	1003*	-	-	-	-	-	869*	869*	869*	869*	869*
	(6094)*	(6094)*	(5575)	(6094)*	(6094)*	(3320)*	(3320)*	(3146)	(3320)*	(3320)*	(2212)*	(2212)*	(2118)	(2212)*	(2212)*	-	-	-	-	-	(1915)*	(1915)*	(1915)*	(1915)*	(1915)*

Tab.3: Hubkrafttabellen EW65 – Verstellausleger, Löffelstiel kurz, einfachbereifung, Planierschild hinten, Greiferbügel vorne


A B	2 m ( 6'-7" )					3 m ( 9'-10" )					4 m ( 13'-1" )					5 m (16' - 5")									
	I	II	III	IV	V	I	II	III	IV	V	I	II	III	IV	V	I	II	III	IV	V		I	II	III	IV
<b>4 m</b> (13'-1")	-	-	-	-	-	-	-	-	-	-	1125*	1125*	1125*	1125*	1125*	1079*	1079*	806	977	1079*	1083*	1083*	726	885	1083*
	-	-	-	-	-	-	-	-	-	-	(2480)*	(2480)*	(2480)*	(2480)*	(2480)*	(2380)*	(2380)*	(1777)	(2155)	(2380)*	(2388)*	(2388)*	(1602)	(1950)	(2388)*
<b>3 m</b> (9' - 10")	-	-	-	-	-	1523*	1523*	1523*	1523*	1523*	1255*	1255*	1148	1255*	1255*	1106*	1106*	788	959	1106*	1047*	1047*	614	753	1047*
	-	-	-	-	-	(3358)*	(3358)*	(3358)*	(3358)*	(3358)*	(2767)*	(2767)*	(2532)	(2767)*	(2767)*	(2439)*	(2439)*	(1737)	(2114)	(2439)*	(2310)*	(2310)*	(1355)	(1661)	(2310)*
<b>2 m</b> (6' - 7" )	2823*	2823*	2823*	2823*	2823*	2078*	2078*	1622	2030	2078*	1466*	1466*	1060	1302	1466*	1186*	1186*	747	916	1186*	1031*	980	559	690	1031*
	(6225)*	(6225)*	(6225)*	(6225)*	(6225)*	(4582)*	(4582)*	(3576)	V	(4582)*	(3232)*	(3232)*	(2337)	(2871)	(3232)*	(2616)*	(2616)*	(1648)	(2021)	(2616)*	(2272)*	(2161)	(1232)	(1522)	(2272)*
<b>1 m</b> (3' - 3" )	4770*	4770*	2738	3721	4770*	2496*	2496*	1438	1830	2496*	1650*	1650*	973	1210	1650*	1259*	1239	704	871	1259*	1020*	960	541	671	1020*
	(10518)*	(10518)*	(6038)	(8206)	(10518)*	(5503)*	(5503)*	(3170)	(4036)	(5503)*	(3639)*	(3639)*	(2145)	(2668)	(3639)*	(2775)*	(2732)	(1553)	(1921)	(2775)*	(2250)*	(2116)	(1192)	(1480)	(2250)*
<b>0 m</b> (0' - 0" )	4330*	4330*	2566	3521	4330*	2531*	2531*	1360	1746	2531*	1708*	1667	917	1151	1708*	1265*	1205	674	839	1265*	1006*	995	557	694	1006*
	(9547)*	(9547)*	(5659)	(7764)	(9547)*	(5581)*	(5581)*	(2998)	(3849)	(5581)*	(3765)*	(3676)	(2021)	(2537)	(3765)*	(2788)*	(2658)	(1485)	(1851)	(2788)*	(2219)*	(2194)	(1229)	(1530)	(2219)*
<b>-1 m</b> (-3' - 3" )	3538*	3538*	2596	3538*	3538*	2275*	2275*	1350	1735	2275*	1587*	1587*	899	1132	1587*	1128*	1128*	667	833	1128*	971*	971*	621	773	971*
	(7801)*	(7801)*	(5723)	(7801)*	(7801)*	(5017)*	(5017)*	(2977)	(3826)	(5017)*	(3500)*	(3500)*	(1983)	(2496)	(3500)*	(2488)*	(2488)*	(1471)	(1836)	(2488)*	(2141)*	(2141)*	(1369)	(1704)	(2141)*
<b>-2 m</b> (6' - 7" )	2509*	2509*	2509*	2509*	2509*	1737*	1737*	1385	1737*	1737*	1207*	1207*	922	1156	1207*	-	-	-	-	-	869*	869*	779	869*	869*
	(5533)*	(5533)*	(5533)*	(5533)*	(5533)*	(3830)*	(3830)*	(3055)	(3830)*	(3830)*	(2661)*	(2661)*	(2033)	(2549)	(2661)*	-	-	-	-	-	(1915)*	(1915)*	(1718)	(1915)*	(1915)*

Tab.4: Hubkrafttabellen EW65 – Verstellausleger, Löffelstiel lang, einfachbereifung, Planierschild hinten, Greiferbügel vorne

## Hubkrafttabellen EW65


A	2 m ( 6'-7" )					3 m ( 9'-10" )					4 m ( 13'-1" )					5 m (16' - 5")									
	B	I	II	III	IV	V	I	II	III	IV	V	I	II	III	IV	V	I	II	III	IV		V	I	II	III
<b>4 m</b> (13'-1")	-	-	-	-	-	-	-	-	-	-	1240*	1240*	1195	1240*	1240*	-	-	-	-	-	1190*	1190*	820	986	1190*
	-	-	-	-	-	-	-	-	-	-	(2735)*	(2735)*	(2635)	(2735)	(2735)*	-	-	-	-	-	(2623)*	(2623)*	(1809)	(2174)	(2623)*
<b>3 m</b> (9' - 10")	-	-	-	-	-	1721*	1721*	1721*	1721*	1721*	1360*	1360*	1141	1360*	1360*	1181*	1181*	788	949	1181*	1141*	1141*	684	826	1141*
	-	-	-	-	-	(3794)*	(3794)*	(3794)*	(3794)*	(3794)*	(2999)*	(2999)*	(2516)	(2999)*	(2999)*	(2603)*	(2603)*	(1738)	(2093)	(2603)*	(2516)*	(2516)*	(1507)	(1821)	(2516)*
<b>2 m</b> (6' - 7")	3234*	3234*	3220	3234*	3234*	2260*	2260*	1588	1974	2260*	1554*	1554*	1057	1286	1554*	1242*	1242*	753	912	1242*	1118*	1084	619	752	1118*
	(7130)*	(7130)*	(7099)	(7130)*	(7130)*	(4984)*	(4984)*	(3503)	(4354)	(4984)*	(3426)*	(3426)*	(2330)	(2835)	(3426)*	(2740)*	(2740)*	(1661)	(2012)	(2740)*	(2465)*	(2390)	(1365)	(1659)	(2465)*
<b>1 m</b> (3' - 3")	4961*	4961*	2761	3710	4961*	2571*	2571*	1433	1806	2571*	1703*	1703*	979	1204	1703*	1291*	1265	716	874	1291*	1102*	1062	600	732	1102*
	(10940)*	(10940)*	(6088)	(8180)	(10940)*	(5668)*	(5668)*	(3159)	(3981)	(5668)*	(3756)*	(3756)*	(2159)	(2654)	(3756)*	(2847)*	(2790)	(1579)	(1926)	(2847)*	(2431)*	(2342)	(1323)	(1614)	(2431)*
<b>0 m</b> (0' - 0")	4088*	4088*	2660	3592	4088*	2488*	2488*	1384	1753	2488*	1712*	1706	935	1157	1712*	1259*	1240	693	850	1259*	968*	968*	623	762	968*
	(9015)*	(9015)*	(5865)	(7920)	(9015)*	(5486)*	(5486)*	(3052)	(3864)	(5486)*	(3775)*	(3761)	(2062)	(2551)	(3775)*	(2775)*	(2734)	(1528)	(1873)	(2775)*	(2134)*	(2134)*	(1373)	(1679)	(2134)*
<b>-1 m</b> (-3' - 3")	3040*	3040*	2687	3040*	3040*	2148*	2148*	1391	1760	2148*	1528*	1528*	928	1150	1528*	-	-	-	-	-	1027*	1027*	704	862	1027*
	(6702)*	(6702)*	(5925)	(6702)*	(6702)*	(4737)*	(4737)*	(3066)	(3880)	(4737)*	(3369)*	(3369)*	(2047)	(2536)	(3369)*	-	-	-	-	-	(2265)*	(2265)*	(1553)	(1901)	(2265)*
<b>-2 m</b> (6' - 7")	2764*	2764*	2552	2764*	2764*	1506*	1506*	1440	1506*	1506*	1003*	1003*	969	1003*	1003*	-	-	-	-	-	869*	869*	869*	869*	869*
	(6094)*	(6094)*	(5627)	(6094)*	(6094)*	(3320)*	(3320)*	(3175)	(3320)*	(3320)*	(2212)*	(2212)*	(2137)	(2212)*	(2212)*	-	-	-	-	-	(1915)*	(1915)*	(1915)*	(1915)*	(1915)*

Tab.5: Hubkrafttabellen EW65 – Verstellausleger, Löffelstiel kurz, einfachbereifung, Pratten hinten, Greiferbügel vorne


A	2 m ( 6'-7" )					3 m ( 9'-10" )					4 m ( 13'-1" )					5 m (16' - 5")									
	B	I	II	III	IV	V	I	II	III	IV	V	I	II	III	IV	V	I	II	III	IV		V	I	II	III
<b>4 m</b> (13'-1")	-	-	-	-	-	-	-	-	-	-	1125*	1125*	1125*	1125*	1125*	1079*	1079*	813	975	1079*	1083*	1083*	733	883	1083*
	-	-	-	-	-	-	-	-	-	-	(2480)*	(2480)*	(2480)*	(2480)*	(2480)*	(2380)*	(2380)*	(1792)	(2151)	(2380)*	(2388)*	(2388)*	(1616)	(1946)	(2388)*
<b>3 m</b> (9' - 10")	-	-	-	-	-	1523*	1523*	1523*	1523*	1523*	1255*	1255*	1157	1255*	1255*	1106*	1106*	795	957	1106*	1047*	1047*	620	752	1047*
	-	-	-	-	-	(3358)*	(3358)*	(3358)*	(3358)*	(3358)*	(2767)*	(2767)*	(2552)	(2767)*	(2767)*	(2439)*	(2439)*	(1753)	(2109)	(2439)*	(2310)*	(2310)*	(1368)	(1658)	(2310)*
<b>2 m</b> (6' - 7")	2823*	2823*	2823*	2823*	2823*	2078*	2078*	1635	2026	2078*	1466*	1466*	1069	1299	1466*	1186*	1186*	754	914	1186*	1031*	998	564	688	1031*
	(6225)*	(6225)*	(6225)*	(6225)*	(6225)*	(4582)*	(4582)*	(3605)	V	(4582)*	(3232)*	(3232)*	(2357)	(2865)	(3232)*	(2616)*	(2616)*	(1663)	(2016)	(2616)*	(2272)*	(2201)	(1245)	(1518)	(2272)*
<b>1 m</b> (3' - 3")	4770*	4770*	2762	3714	4770*	2496*	2496*	1451	1827	2496*	1650*	1650*	982	1207	1650*	1259*	1259*	711	869	1259*	1020*	978	546	670	1020*
	(10518)*	(10518)*	(6090)	(8189)	(10518)*	(5503)*	(5503)*	(3199)	(4028)	(5503)*	(3639)*	(3639)*	(2165)	(2662)	(3639)*	(2775)*	(2775)*	(1568)	(1917)	(2775)*	(2250)*	(2156)	(1205)	(1476)	(2250)*
<b>0 m</b> (0' - 0")	4330*	4330*	2590	3514	4330*	2531*	2531*	1373	1742	2531*	1708*	1698	926	1148	1708*	1265*	1228	681	837	1265*	1006*	1006*	563	692	1006*
	(9547)*	(9547)*	(5711)	(7747)	(9547)*	(5581)*	(5581)*	(3027)	(3841)	(5581)*	(3765)*	(3743)	(2041)	(2532)	(3765)*	(2788)*	(2708)	(1501)	(1846)	(2788)*	(2219)*	(2219)*	(1242)	(1526)	(2219)*
<b>-1 m</b> (-3' - 3")	3538*	3538*	2619	3538*	3538*	2275*	2275*	1363	1731	2275*	1587*	1587*	908	1130	1587*	1128*	1128*	674	831	1128*	971*	971*	627	771	971*
	(7801)*	(7801)*	(5776)	(7801)*	(7801)*	(5017)*	(5017)*	(3005)	(3817)	(5017)*	(3500)*	(3500)*	(2003)	(2491)	(3500)*	(2488)*	(2488)*	(1487)	(1832)	(2488)*	(2141)*	(2141)*	(1383)	(1700)	(2141)*
<b>-2 m</b> (6' - 7")	2509*	2509*	2509*	2509*	2509*	1737*	1737*	1399	1737*	1737*	1207*	1207*	931	1154	1207*	-	-	-	-	-	869*	869*	787	869*	869*
	(5533)*	(5533)*	(5533)*	(5533)*	(5533)*	(3830)*	(3830)*	(3084)	(3830)*	(3830)*	(2661)*	(2661)*	(2053)	(2544)	(2661)*	-	-	-	-	-	(915)*	(1915)*	(1734)	(1915)*	(1915)*

Tab.6: Hubkrafttabellen EW65 – Verstellausleger, Löffelstiel lang, einfachbereifung, Pratten hinten, Greiferbügel vorne

## Hubkrafttabellen EW65


A B	2 m ( 6'-7" )					3 m ( 9'-10" )					4 m ( 13'-1" )					5 m ( 16' - 5" )									
	I	II	III	IV	V	I	II	III	IV	V	I	II	III	IV	V	I	II	III	IV	V		I	II	III	IV
<b>4 m</b> (13'-1")	-	-	-	-	-	-	-	-	-	-	1240*	1240*	1240*	1240*	1240*	-	-	-	-	-	1190*	1190*	892	1190*	1190*
<b>3 m</b> (9' - 10")	-	-	-	-	-	1721*	1721*	1721*	1721*	1721*	1360*	1360*	1233	1360*	1360*	1181*	1181*	859	1181*	1181*	1141*	1117	748	1066	1141*
<b>2 m</b> (6' - 7")	3234*	3234*	3234*	3234*	3234*	2260*	2260*	1722	2260*	2260*	1554*	1554*	1149	1554*	1554*	1242*	1238	823	1176	1242*	1118*	1025	681	981	1118*
<b>1 m</b> (3' - 3")	4961*	4961*	3003	4726	4961*	2571*	2571*	1566	2326	2571*	1703*	1664	1071	1553	1703*	1291*	1197	786	1137	1291*	1102*	1004	661	960	1102*
<b>0 m</b> (0' - 0")	4088*	4088*	2902	4088*	4088*	2488*	2488*	1518	2273	2488*	1712*	1614	1027	1507	1712*	1259*	1172	763	1113	1259*	968*	968*	686	968*	968*
<b>-1 m</b> (-3' - 3")	3040*	3040*	2929	3040*	3040*	2148*	2148*	1524	2148*	2148*	1528*	1528*	1021	1500	1528*	-	-	-	-	-	1027*	1027*	775	1027*	1027*
<b>-2 m</b> (6' - 7")	2764*	2764*	2764*	2764*	2764*	1506*	1506*	1506*	1506*	1506*	1003*	1003*	1003*	1003*	1003*	-	-	-	-	-	869*	869*	869*	869*	869*

Tab.7: Hubkrafttabellen EW65 – Verstellausleger, Löffelstiel kurz, einfachbereifung, Pratten hinten, Parallelschild vorne


A B	2 m ( 6'-7" )					3 m ( 9'-10" )					4 m ( 13'-1" )					5 m ( 16' - 5" )									
	I	II	III	IV	V	I	II	III	IV	V	I	II	III	IV	V	I	II	III	IV	V		I	II	III	IV
<b>4 m</b> (13'-1")	-	-	-	-	-	-	-	-	-	-	1125*	1125*	1125*	1125*	1125*	1079*	1079*	883	1079*	1079*	1083*	1083*	799	1083*	1083*
<b>3 m</b> (9' - 10")	-	-	-	-	-	1523*	1523*	1523*	1523*	1523*	1255*	1255*	1249	1255*	1255*	1106*	1106*	865	1106*	1106*	1047*	1021	681	976	1047*
<b>2 m</b> (6' - 7")	2823*	2823*	2823*	2823*	2823*	2078*	2078*	1768	2078*	2078*	1466*	1466*	1161	1466*	1466*	1186*	1186*	825	1178	1186*	1031*	943	622	903	1031*
<b>1 m</b> (3' - 3")	4770*	4770*	3004	4730	4770*	2496*	2496*	1584	2347	2496*	1650*	1650*	1074	1557	1650*	1259*	1193	781	1133	1259*	1020*	923	604	884	1020*
<b>0 m</b> (0' - 0")	4330*	4330*	2833	4330*	4330*	2531*	2511	1506	2262	2531*	1708*	1606	1018	1498	1708*	1265*	1160	751	1101	1265*	1006*	957	623	915	1006*
<b>-1 m</b> (-3' - 3")	3538*	3538*	2862	3538*	3538*	2275*	2275*	1496	2251	2275*	1587*	1586	1000	1479	1587*	1128*	1128*	744	1094	1128*	971*	971*	693	971*	971*
<b>-2 m</b> (6' - 7")	2509*	2509*	2509*	2509*	2509*	1737*	1737*	1532	1737*	1737*	1207*	1207*	1023	1207*	1207*	-	-	-	-	-	869*	869*	864	869*	869*

Tab.8: Hubkrafttabellen EW65 – Verstellausleger, Löffelstiel lang, einfachbereifung, Pratten hinten, Parallelschild vorne

## Hubkrafttabellen EW65


A B	2 m ( 6'-7" )					3 m ( 9'-10" )					4 m ( 13'-1" )					5 m ( 16' - 5" )									
	I	II	III	IV	V	I	II	III	IV	V	I	II	III	IV	V	I	II	III	IV	V					
<b>4 m</b> (13'-1")	-	-	-	-	-	-	-	-	-	-	1240*	1240*	1210	1240*	1240*	-	-	-	-	-	1190*	1190*	832	970	1190*
	-	-	-	-	-	-	-	-	-	-	(2735)*	(2735)*	(2669)	(2735)*	(2735)*	-	-	-	-	-	(2623)*	(2623)*	(1835)	(2139)	(2623)*
<b>3 m</b> (9' - 10")	-	-	-	-	-	1721*	1721*	1721*	1721*	1721*	1360*	1360*	1157	1355	1360*	1181*	1181*	800	934	1181*	1141*	1141*	694	812	1141*
	-	-	-	-	-	(3794)*	(3794)*	(3794)*	(3794)*	(3794)*	(2999)*	(2999)*	(2550)	(2987)	(2999)*	(2603)*	(2603)*	(1764)	(2059)	(2603)*	(2516)*	(2516)*	(1531)	(1791)	(2516)*
<b>2 m</b> (6' - 7")	3234*	3234*	3234*	3234*	3234*	2260*	2260*	1611	1944	2260*	1554*	1554*	1072	1266	1554*	1242*	1242*	765	897	1242*	1118*	1118*	630	739	1118*
	(7130)*	(7130)*	(7130)*	(7130)*	(7130)*	(4984)*	(4984)*	(3552)	(4287)	(4984)*	(3426)*	(3426)*	(2364)	(2790)	(3426)*	(2740)*	(2740)*	(1687)	(1978)	(2740)*	(2465)*	(2465)*	(1388)	(1630)	(2465)*
<b>1 m</b> (3' - 3")	4961*	4961*	2802	3651	4961*	2571*	2571*	1455	1775	2571*	1703*	1703*	995	1183	1703*	1291*	1291*	728	858	1291*	1102*	1102*	610	719	1102*
	(10940)*	(10940)*	(6178)	(8050)	(10940)*	(5668)*	(5668)*	(3209)	(3915)	(5668)*	(3756)*	(3756)*	(2193)	(2609)	(3756)*	(2847)*	(2847)*	(1605)	(1893)	(2847)*	(2431)*	(2431)*	(1346)	(1585)	(2431)*
<b>0 m</b> (0' - 0")	4088*	4088*	2700	3533	4088*	2488*	2488*	1406	1722	2488*	1712*	1712*	950	1137	1712*	1259*	1259*	705	834	1259*	968*	968*	633	748	968*
	(9015)*	(9015)*	(5954)	(7790)	(9015)*	(5486)*	(5486)*	(3101)	(3798)	(5486)*	(3775)*	(3775)*	(2096)	(2506)	(3775)*	(2775)*	(2775)*	(1554)	(1840)	(2775)*	(2134)*	(2134)*	(1396)	(1649)	(2134)*
<b>-1 m</b> (-3' - 3")	3040*	3040*	2728	3040*	3040*	2148*	2148*	1413	1730	2148*	1528*	1528*	944	1130	1528*	-	-	-	-	-	1027*	1027*	716	847	1027*
	(6702)*	(6702)*	(6015)	(6702)*	(6702)*	(4737)*	(4737)*	(3116)	(3814)	(4737)*	(3369)*	(3369)*	(2081)	(2491)	(3369)*	-	-	-	-	-	(2265)*	(2265)*	(1579)	(1868)	(2265)*
<b>-2 m</b> (6' - 7")	2764*	2764*	2593	2764*	2764*	1506*	1506*	1462	1506*	1506*	1003*	1003*	985	1003*	1003*	-	-	-	-	-	869*	869*	869*	869*	869*
	(6094)*	(6094)*	(5717)	(6094)*	(6094)*	(3320)*	(3320)*	(3224)	(3320)*	(3320)*	(2212)*	(2212)*	(2172)	(2212)*	(2212)*	-	-	-	-	-	(1915)*	(1915)*	(1915)*	(1915)*	(1915)*

Tab.9: Hubkrafttabellen EW65 – Verstellausleger, Löffelstiel kurz, einfachbereifung, Grieferbügel vorne, Parallelschild hinten


A B	2 m ( 6'-7" )					3 m ( 9'-10" )					4 m ( 13'-1" )					5 m ( 16' - 5" )									
	I	II	III	IV	V	I	II	III	IV	V	I	II	III	IV	V	I	II	III	IV	V					
<b>4 m</b> (13'-1")	-	-	-	-	-	-	-	-	-	-	1125*	1125*	1125*	1125*	1125*	1079*	1079*	825	960	1079*	1083*	1083*	744	868	1083*
	-	-	-	-	-	-	-	-	-	-	(2480)*	(2480)*	(2480)*	(2480)*	(2480)*	(2380)*	(2380)*	(1818)	(2117)	(2380)*	(2388)*	(2388)*	(1641)	(1915)	(2388)*
<b>3 m</b> (9' - 10")	-	-	-	-	-	1523*	1523*	1523*	1523*	1523*	1255*	1255*	1173	1255*	1255*	1106*	1106*	807	941	1106*	1047*	1047*	630	739	1047*
	-	-	-	-	-	(3358)*	(3358)*	(3358)*	(3358)*	(3358)*	(2767)*	(2767)*	(2586)	(2767)*	(2767)*	(2439)*	(2439)*	(1779)	(2076)	(2439)*	(2310)*	(2310)*	(1390)	(1629)	(2310)*
<b>2 m</b> (6' - 7")	2823*	2823*	2823*	2823*	2823*	2078*	2078*	1657	1996	2078*	1466*	1466*	1084	1279	1466*	1186*	1186*	766	899	1186*	1031*	1031*	574	676	1031*
	(6225)*	(6225)*	(6225)*	(6225)*	(6225)*	(4582)*	(4582)*	(3655)	V	(4582)*	(3232)*	(3232)*	(2391)	(2820)	(3232)*	(2616)*	(2616)*	(1689)	(1983)	(2616)*	(2272)*	(2272)*	(1266)	(1491)	(2272)*
<b>1 m</b> (3' - 3")	4770*	4770*	2803	3655	4770*	2496*	2496*	1473	1796	2496*	1650*	1650*	997	1187	1650*	1259*	1259*	723	854	1259*	1020*	1019	556	657	1020*
	(6225)*	(6225)*	(6225)*	(6225)*	(6225)*	(4582)*	(4582)*	(3655)	V	(4582)*	(3232)*	(3232)*	(2391)	(2820)	(3232)*	(2616)*	(2616)*	(1689)	(1983)	(2616)*	(2272)*	(2272)*	(1266)	(1491)	(2272)*
<b>0 m</b> (0' - 0")	4330*	4330*	2631	3455	4330*	2531*	2531*	1395	1712	2531*	1708*	1708*	941	1128	1708*	1265*	1265*	692	822	1265*	1006*	1006*	573	679	1006*
	(9547)*	(9547)*	(5801)	(7618)	(9547)*	(5581)*	(5581)*	(3076)	(3774)	(5581)*	(3765)*	(3765)*	(2075)	(2487)	(3765)*	(2788)*	(2788)*	(1527)	(1813)	(2788)*	(2219)*	(2219)*	(1264)	(1497)	(2219)*
<b>-1 m</b> (-3' - 3")	3538*	3538*	2660	3489	3538*	2275*	2275*	1385	1701	2275*	1587*	1587*	924	1109	1587*	1128*	1128*	686	816	1128*	971*	971*	638	757	971*
	(7801)*	(7801)*	(5866)	(7693)	(7801)*	(5017)*	(5017)*	(3055)	(3751)	(5017)*	(3500)*	(3500)*	(2037)	(2446)	(3500)*	(2488)*	(2488)*	(1513)	(1798)	(2488)*	(2141)*	(2141)*	(1408)	(1669)	(2141)*
<b>-2 m</b> (6' - 7")	2509*	2509*	2509*	2509*	2509*	1737*	1737*	1421	1737*	1737*	1207*	1207*	946	1133	1207*	-	-	-	-	-	869*	869*	800	869*	869*
	(5533)*	(5533)*	(5533)*	(5533)*	(5533)*	(3830)*	(3830)*	(3133)	(3830)*	(3830)*	(2661)*	(2661)*	(2087)	(2499)	(2661)*	-	-	-	-	-	(1915)*	(1915)*	(1763)	(1915)*	(1915)*

Tab.10: Hubkrafttabellen EW65 – Verstellausleger, Löffelstiel lang, einfachbereifung, Grieferbügel vorne, Parallelschild hinten

## Hubkrafttabellen EW65


A B	2 m ( 6'-7" )					3 m ( 9'-10" )					4 m ( 13'-1" )					5 m ( 16' - 5" )									
	I	II	III	IV	V	I	II	III	IV	V	I	II	III	IV	V	I	II	III	IV	V		I	II	III	IV
<b>4 m</b> (13'-1")	-	-	-	-	-	-	-	-	-	-	1240*	1240*	1226	1240*	1240*	-	-	-	-	-	1190*	1139	844	1190*	1190*
	-	-	-	-	-	-	-	-	-	-	(2735)*	(2735)*	(2703)	(2735)*	(2735)*	-	-	-	-	-	(2623)*	(2512)	(1862)	(2623)*	(2623)*
<b>3 m</b> (9' - 10")	-	-	-	-	-	1721*	1721*	1721*	1721*	1721*	1360*	1360*	1172	1360*	1360*	1181*	1098	812	1181*	1181*	1141*	955	705	1101	1101
	-	-	-	-	-	(3794)*	(3794)*	(3794)*	(3794)*	(3794)*	(2999)*	(2999)*	(2584)	(2999)*	(2999)*	(2603)*	(2420)	(1790)	(2603)*	(2603)*	(2516)*	(2105)	(1555)	(2427)	(2427)
<b>2 m</b> (6' - 7" )	3234*	3234*	3234*	3234*	3234*	2260*	2260*	1633	2260*	2260*	1554*	1510	1088	1554*	1554*	1242*	1059	777	1214	1214	1118*	871	640	1014	1014
	(7130)*	(7130)*	(7130)*	(7130)*	(7130)*	(4984)*	(4984)*	(3601)	(4984)*	(4984)*	(3426)*	(3329)	(2398)	(3426)*	(3426)*	(2740)*	(2335)	(1713)	(2677)	(2677)	(2465)*	(1921)	(1411)	(2235)	(2235)
<b>1 m</b> (3' - 3" )	4961*	4961*	2842	4873	4873	2571*	2207	1478	2402	2402	1703*	1422	1010	1604	1604	1291*	1018	740	1175	1175	1102*	850	620	993	993
	(10940)*	(10940)*	(6267)	(10746)	(10746)	(5668)*	(4866)	(3258)	(5295)	(5295)	(3756)*	(3135)	(2227)	(3537)	(3537)	(2847)*	(2245)	(1631)	(2591)	(2591)	(2431)*	(1874)	(1368)	(2189)	(2189)
<b>0 m</b> (0' - 0" )	4088*	4088*	2741	4088*	4088*	2488*	2148	1429	2349	2349	1712*	1372	966	1557	1557	1259*	993	717	1151	1151	968*	886	644	968*	968*
	(9015)*	(9015)*	(6044)	(9015)*	(9015)*	(5486)*	(4736)	(3151)	(5178)	(5178)	(3775)*	(3025)	(2130)	(3434)	(3434)	(2775)*	(2189)	(1580)	(2539)	(2539)	(2134)*	(1954)	(1420)	(2134)*	(2134)*
<b>-1 m</b> (-3' - 3" )	3040*	3040*	2768	3040*	3040*	2148*	2148*	1435	2148*	2148*	1528*	1364	959	1528*	1528*	-	-	-	-	-	1027*	1007	728	1027*	1027*
	(6702)*	(6702)*	(6104)	(6702)*	(6702)*	(4737)*	(4737)*	(3165)	(4737)*	(4737)*	(3369)*	(3009)	(2115)	(3369)*	(3369)*	-	-	-	-	-	(2265)*	(2220)	(1605)	(2265)*	(2265)*
<b>-2 m</b> (6' - 7" )	2764*	2764*	2633	2764*	2764*	1506*	1506*	1485	1506*	1506*	1003*	1003*	1000	1003*	1003*	-	-	-	-	-	869*	869*	869*	869*	869*
	(6094)*	(6094)*	(5807)	(6094)*	(6094)*	(3320)*	(3320)*	(3273)	(3320)*	(3320)*	(2212)*	(2212)*	(2206)	(2212)*	(2212)*	-	-	-	-	-	(1915)*	(1915)*	(1915)*	(1915)*	(1915)*

Tab.11: Hubkrafttabellen EW65 – Verstellausleger, Löffelstiel kurz, einfachbereifung, Parallelschild vorne


A B	2 m ( 6'-7" )					3 m ( 9'-10" )					4 m ( 13'-1" )					5 m ( 16' - 5" )									
	I	II	III	IV	V	I	II	III	IV	V	I	II	III	IV	V	I	II	III	IV	V		I	II	III	IV
<b>4 m</b> (13'-1")	-	-	-	-	-	-	-	-	-	-	1125*	1125*	1125*	1125*	1125*	1079*	1079*	836	1079*	1079*	1083*	1019	755	1083*	1083*
	-	-	-	-	-	-	-	-	-	-	(2480)*	(2480)*	(2480)*	(2480)*	(2480)*	(2380)*	(2380)*	(1844)	(2380)*	(2380)*	(2388)*	(2248)	(1665)	(2388)*	(2388)*
<b>3 m</b> (9' - 10")	-	-	-	-	-	1523*	1523*	1523*	1523*	1523*	1255*	1255*	1188	1255*	1255*	1106*	1106	818	1106*	1106*	1047*	869	640	1009	1009
	-	-	-	-	-	(3358)*	(3358)*	(3358)*	(3358)*	(3358)*	(2767)*	(2767)*	(2620)	(2767)*	(2767)*	(2439)*	(2439)	(1805)	(2439)*	(2439)*	(2310)*	(1917)	(1412)	(2225)	(2225)
<b>2 m</b> (6' - 7" )	2823*	2823*	2823*	2823*	2823*	2078*	2078*	1680	2078*	2078*	1466*	1466*	1100	1466*	1466*	1186*	1062	778	1186*	1186*	1031*	798	584	935	935
	(6225)*	(6225)*	(6225)*	(6225)*	(6225)*	(4582)*	(4582)*	(3704)	V*	(4582)*	(3232)*	(3232)*	(2425)	(3232)*	(3232)*	(2616)*	(2341)	(1715)	(2616)*	(2616)*	(2272)*	(1760)	(1288)	(2061)	(2061)
<b>1 m</b> (3' - 3" )	4770*	4770*	2843	4770*	4770*	2496*	2232	1496	2423	2423	1650*	1427	1013	1608	1608	1259*	1014	735	1171	1171	1020*	778	566	915	915
	(10518)*	(10518)*	(6270)	(10518)*	(10518)*	(5503)*	(4921)	(3298)	(5342)	(5342)	(3639)*	(3147)	(2233)	(3546)	(3546)	(2775)*	(2237)	(1620)	(2582)	(2582)	(2250)*	(1716)	(1248)	(2018)	(2018)
<b>0 m</b> (0' - 0" )	4330*	4330*	2672	4330*	4330*	2531*	2138	1418	2338	2338	1708*	1364	957	1549	1549	1265*	981	704	1139	1139	1006*	806	583	948	948
	(9547)*	(9547)*	(5891)	(9547)*	(9547)*	(5581)*	(4714)	(3126)	(5155)	(5155)	(3765)*	(3007)	(2110)	(3415)	(3415)	(2788)*	(2163)	(1553)	(2512)	(2512)	(2219)*	(1778)	(1287)	(2090)	(2090)
<b>-1 m</b> (-3' - 3" )	3538*	3538*	2701	3538*	3538*	2275*	2126	1408	2275*	2275*	1587*	1344	939	1530	1530	1128*	974	698	1128*	1128*	971*	900	649	971*	971*
	(7801)*	(7801)*	(5955)	(7801)*	(7801)*	(5017)*	(4688)	(3104)	(5017)*	(5017)*	(3500)*	(2963)	(2071)	(3374)	(3374)	(2488)*	(2147)	(1539)	(2488)*	(2488)*	(2141)*	(1986)	(1432)	(2141)*	(2141)*
<b>-2 m</b> (6' - 7" )	2509*	2509*	2509*	2509*	2509*	1737*	1737*	1443	1737*	1737*	1207*	1207*	962	1207*	1207*	-	-	-	-	-	869*	869*	813	869*	869*
	(5533)*	(5533)*	(5533)*	(5533)*	(5533)*	(3830)*	(3830)*	(3183)	(3830)*	(3830)*	(2661)*	(2661)*	(2121)	(2661)*	(2661)*	-	-	-	-	-	(1915)*	(1915)*	(1792)	(1915)*	(1915)*

Tab.12: Hubkrafttabellen EW65 – Verstellausleger, Löffelstiel lang, einfachbereifung, Parallelschild vorne

## Hubkrafttabellen EW65


A B	2 m ( 6'-7" )					3 m ( 9'-10" )					4 m ( 13'-1" )					5 m ( 16' - 5" )									
	I	II	III	IV	V	I	II	III	IV	V	I	II	III	IV	V	I	II	III	IV	V					
<b>4 m</b> (13'-1")	-	-	-	-	-	-	-	-	-	-	1240*	1240*	1202	1240*	1240*	-	-	-	-	-	1190*	1158	826	1190*	1190*
	-	-	-	-	-	-	-	-	-	-	(2735)*	(2735)*	(2650)	(2735)*	(2735)*	-	-	-	-	-	(2623)*	(2554)	(1821)	(2623)*	(2623)*
<b>3 m</b> (9' - 10")	-	-	-	-	-	1721*	1721*	1721*	1721*	1721*	1360*	1360*	1148	1360*	1360*	1181*	1116	794	1181*	1181*	1141*	971	688	1037	1037
	-	-	-	-	-	(3794)*	(3794)*	(3794)*	(3794)*	(3794)*	(2999)*	(2999)*	(2531)	(2999)*	(2999)*	(2603)*	(2461)	(1750)	(2603)*	(2603)*	(2516)*	(2142)	(1518)	(2287)	(2287)
<b>2 m</b> (6' - 7" )	3234*	3234*	3234*	3234*	3234*	2260*	2260*	1599	2260*	2260*	1554*	1535	1064	1554*	1554*	1242*	1077	758	1145	1145	1118*	887	624	954	954
	(7130)*	(7130)*	(7130)*	(7130)*	(7130)*	(4984)*	(4984)*	(3525)	(4984)*	(4984)*	(3426)*	(3384)	(2346)	(3426)*	(3426)*	(2740)*	(2376)	(1672)	(2524)	(2524)	(2465)*	(1956)	(1376)	(2103)	(2103)
<b>1 m</b> (3' - 3" )	4961*	4961*	2779	4605	4605	2571*	2245	1443	2264	2264	1703*	1447	986	1512	1512	1291*	1037	721	1106	1106	1102*	866	605	933	933
	(10940)*	(10940)*	(6128)	(10155)	(10155)	(5668)*	(4951)	(3182)	(4993)	(4993)	(3756)*	(3190)	(2174)	(3334)	(3334)	(2847)*	(2286)	(1590)	(2438)	(2438)	(2431)*	(1909)	(1333)	(2057)	(2057)
<b>0 m</b> (0' - 0" )	4088*	4088*	2678	4088*	4088*	2488*	2187	1394	2211	2211	1712*	1397	942	1465	1465	1259*	1011	698	1082	1082	968*	903	627	968*	968*
	(9015)*	(9015)*	(5905)	(9015)*	(9015)*	(5486)*	(4822)	(3074)	(4876)	(4876)	(3775)*	(3080)	(2077)	(3231)	(3231)	(2775)*	(2230)	(1540)	(2385)	(2385)	(2134)*	(1991)	(1383)	(2134)*	(2134)*
<b>-1 m</b> (-3' - 3" )	3040*	3040*	2705	3040*	3040*	2148*	2148*	1401	2148*	2148*	1528*	1390	935	1458	1458	-	-	-	-	-	1027*	1026	710	1027*	1027*
	(6702)*	(6702)*	(5965)	(6702)*	(6702)*	(4737)*	(4737)*	(3088)	(4737)*	(4737)*	(3369)*	(3064)	(2062)	(3216)	(3216)	-	-	-	-	-	(2265)*	(2261)	(1565)	(2265)*	(2265)*
<b>-2 m</b> (6' - 7" )	2764*	2764*	2570	2764*	2764*	1506*	1506*	1450	1506*	1506*	1003*	1003*	976	1003*	1003*	-	-	-	-	-	869*	869*	869*	869*	869*
	(6094)*	(6094)*	(5667)	(6094)*	(6094)*	(3320)*	(3320)*	(3197)	(3320)*	(3320)*	(2212)*	(2212)*	(2153)	(2212)*	(2212)*	-	-	-	-	-	(1915)*	(1915)*	(1915)*	(1915)*	(1915)*

Tab.13: Hubkrafttabellen EW65 – Verstellausleger, Löffelstiel kurz, einfachbereifung, Planierschild vorne


A B	2 m ( 6'-7" )					3 m ( 9'-10" )					4 m ( 13'-1" )					5 m ( 16' - 5" )									
	I	II	III	IV	V	I	II	III	IV	V	I	II	III	IV	V	I	II	III	IV	V					
<b>4 m</b> (13'-1")	-	-	-	-	-	-	-	-	-	-	1125*	1125*	1125*	1125*	1125*	1079*	1079*	818	1079*	1079*	1083*	1037	738	1083*	1083*
	-	-	-	-	-	-	-	-	-	-	(2480)*	(2480)*	(2480)*	(2480)*	(2480)*	(2380)*	(2380)*	(1804)	(2380)*	(2380)*	(2388)*	(2286)	(1627)	(2388)*	(2388)*
<b>3 m</b> (9' - 10")	-	-	-	-	-	1523*	1523*	1523*	1523*	1523*	1255*	1255*	1164	1255*	1255*	1106*	1106*	800	1106*	1106*	1047*	885	625	950	950
	-	-	-	-	-	(3358)*	(3358)*	(3358)*	(3358)*	(3358)*	(2767)*	(2767)*	(2567)	(2767)*	(2767)*	(2439)*	(2439)*	(1764)	(2439)*	(2439)*	(2310)*	(1952)	(1378)	(2094)	(2094)
<b>2 m</b> (6' - 7" )	2823*	2823*	2823*	2823*	2823*	2078*	2078*	1645	2078*	2078*	1466*	1466*	1076	1466*	1466*	1186*	1080	760	1147	1147	1031*	813	569	878	878
	(6225)*	(6225)*	(6225)*	(6225)*	(6225)*	(4582)*	(4582)*	(3627)	V*	(4582)*	(3232)*	(3232)*	(2372)	(3232)*	(3232)*	(2616)*	(2382)	(1675)	(2528)	(2528)	(2272)*	(1793)	(1254)	(1936)	(1936)
<b>1 m</b> (3' - 3" )	4770*	4770*	2780	4610	4610	2496*	2271	1461	2285	2285	1650*	1452	989	1516	1516	1259*	1033	716	1101	1101	1020*	793	551	859	859
	(10518)*	(10518)*	(6130)	(10164)	(10164)	(5503)*	(5007)	(3221)	(5039)	(5039)	(3639)*	(3202)	(2180)	(3342)	(3342)	(2775)*	(2278)	(1580)	(2429)	(2429)	(2250)*	(1749)	(1214)	(1894)	(1894)
<b>0 m</b> (0' - 0" )	4330*	4330*	2608	4330*	4330*	2531*	2177	1383	2200	2200	1708*	1389	933	1456	1456	1265*	999	686	1070	1070	1006*	822	568	889	889
	(9547)*	(9547)*	(5751)	(9547)*	(9547)*	(5581)*	(4799)	(3049)	(4852)	(4852)	(3765)*	(3062)	(2057)	(3212)	(3212)	(2788)*	(2204)	(1512)	(2358)	(2358)	(2219)*	(1812)	(1252)	(1960)	(1960)
<b>-1 m</b> (-3' - 3" )	3538*	3538*	2638	3538*	3538*	2275*	2165	1373	2190	2190	1587*	1369	915	1438	1438	1128*	992	679	1063	1063	971*	918	632	971*	971*
	(7801)*	(7801)*	(5816)	(7801)*	(7801)*	(5017)*	(4774)	(3027)	(4829)	(4829)	(3500)*	(3018)	(2018)	(3171)	(3171)	(2488)*	(2188)	(1498)	(2344)	(2344)	(2141)*	(2023)	(1394)	(2141)*	(2141)*
<b>-2 m</b> (6' - 7" )	2509*	2509*	2509*	2509*	2509*	1737*	1737*	1409	1737*	1737*	1207*	1207*	938	1207*	1207*	-	-	-	-	-	869*	869*	792	869*	869*
	(5533)*	(5533)*	(5533)*	(5533)*	(5533)*	(3830)*	(3830)*	(3106)	(3830)*	(3830)*	(2661)*	(2661)*	(2068)	(2661)*	(2661)*	-	-	-	-	-	(1915)*	(1915)*	(1747)	(1915)*	(1915)*

Tab.14: Hubkrafttabellen EW65 – Verstellausleger, Löffelstiel lang, einfachbereifung, Planierschild vorne

## Hubkrafttabellen EW65


A B	2 m ( 6'-7" )					3 m ( 9'-10" )					4 m ( 13'-1" )					5 m ( 16' - 5" )									
	I	II	III	IV	V	I	II	III	IV	V	I	II	III	IV	V	I	II	III	IV	V					
<b>4 m</b> (13'-1")	-	-	-	-	-	-	-	-	-	-	1240*	1240*	1240*	1240*	1240*	-	-	-	-	-	1190*	1190*	989	1190*	1190*
	-	-	-	-	-	-	-	-	-	-	(2735)*	(2735)*	(2735)*	(2735)*	(2735)*	-	-	-	-	-	(2623)*	(2623)*	(2182)	(2623)*	(2623)*
<b>3 m</b> (9' - 10")	-	-	-	-	-	1721*	1721*	1721*	1721*	1721*	1360*	1360*	1360*	1360*	1360*	1181*	1181*	954	1181*	1181*	1141*	1141*	834	1046	1141*
	-	-	-	-	-	(3794)*	(3794)*	(3794)*	(3794)*	(3794)*	(2999)*	(2999)*	(2999)*	(2999)*	(2999)*	(2603)*	(2603)*	(2103)	(2603)*	(2603)*	(2516)*	(2516)*	(1839)	(2306)	(2516)*
<b>2 m</b> (6' - 7")	3234*	3234*	3234*	3234*	3234*	2260*	2260*	1921	2260*	2260*	1554*	1554*	1278	1554*	1554*	1242*	1242*	918	1154	1242*	1118*	1118*	762	962	1118*
	(7130)*	(7130)*	(7130)*	(7130)*	(7130)*	(4984)*	(4984)*	(4235)	(4984)*	(4984)*	(3426)*	(3426)*	(2818)	(3426)*	(3426)*	(2740)*	(2740)*	(2025)	(2545)	(2740)*	(2465)*	(2465)*	(1680)	(2120)	(2465)*
<b>1 m</b> (3' - 3")	4961*	4961*	3414	4641	4961*	2571*	2571*	1762	2283	2571*	1703*	1703*	1199	1524	1703*	1291*	1291*	881	1115	1291*	1102*	1102*	742	941	1102*
	(10940)*	(10940)*	(7528)	(10234)	(10940)*	(5668)*	(5668)*	(3885)	(5033)	(5668)*	(3756)*	(3756)*	(2644)	(3361)	(3756)*	(2847)*	(2847)*	(1942)	(2459)	(2847)*	(2431)*	(2431)*	(1636)	(2075)	(2431)*
<b>0 m</b> (0' - 0")	4088*	4088*	3309	4088*	4088*	2488*	2488*	1712	2230	2488*	1712*	1712*	1154	1478	1712*	1259*	1259*	858	1091	1259*	968*	968*	771	968*	968*
	(9015)*	(9015)*	(7297)	(9015)*	(9015)*	(5486)*	(5486)*	(3776)	(4916)	(5486)*	(3775)*	(3775)*	(2545)	(3258)	(3775)*	(2775)*	(2775)*	(1891)	(2406)	(2775)*	(2134)*	(2134)*	(1701)	(2134)*	(2134)*
<b>-1 m</b> (-3' - 3")	3040*	3040*	3040*	3040*	3040*	2148*	2148*	1719	2148*	2148*	1528*	1528*	1148	1471	1528*	-	-	-	-	-	1027*	1027*	870	1027*	1027*
	(6702)*	(6702)*	(6702)*	(6702)*	(6702)*	(4737)*	(4737)*	(3790)	(4737)*	(4737)*	(3369)*	(3369)*	(2531)	(3243)	(3369)*	-	-	-	-	-	(2265)*	(2265)*	(1918)	(2265)*	(2265)*
<b>-2 m</b> (6' - 7")	2764*	2764*	2764*	2764*	2764*	1506*	1506*	1506*	1506*	1506*	1003*	1003*	1003*	1003*	1003*	-	-	-	-	-	869*	869*	869*	869*	869*
	(6094)*	(6094)*	(6094)*	(6094)*	(6094)*	(3320)*	(3320)*	(3320)*	(3320)*	(3320)*	(2212)*	(2212)*	(2212)*	(2212)*	(2212)*	-	-	-	-	-	(1915)*	(1915)*	(1915)*	(1915)*	(1915)*

Tab.15: Hubkrafttabellen EW65 – Verstellausleger, Löffelstiel kurz, Zwillingbereifung, Pratzen vorne, Parallelschild hinten


A B	2 m ( 6'-7" )					3 m ( 9'-10" )					4 m ( 13'-1" )					5 m ( 16' - 5" )									
	I	II	III	IV	V	I	II	III	IV	V	I	II	III	IV	V	I	II	III	IV	V					
<b>4 m</b> (13'-1")	-	-	-	-	-	-	-	-	-	-	1125*	1125*	1125*	1125*	1125*	1079*	1079*	979	1079*	1079*	1083*	1083*	889	1083*	1083*
	-	-	-	-	-	-	-	-	-	-	(2480)*	(2480)*	(2480)*	(2480)*	(2480)*	(2380)*	(2380)*	(2158)	(2380)*	(2380)*	(2388)*	(2388)*	(1959)	(2388)*	(2388)*
<b>3 m</b> (9' - 10")	-	-	-	-	-	1523*	1523*	1523*	1523*	1523*	1255*	1255*	1255*	1255*	1255*	1106*	1106*	961	1106*	1106*	1047*	1047*	761	958	1047*
	-	-	-	-	-	(3358)*	(3358)*	(3358)*	(3358)*	(3358)*	(2767)*	(2767)*	(2767)*	(2767)*	(2767)*	(2439)*	(2439)*	(2118)	(2439)*	(2439)*	(2310)*	(2310)*	(1678)	(2112)	(2310)*
<b>2 m</b> (6' - 7")	2823*	2823*	2823*	2823*	2823*	2078*	2078*	1968	2078*	2078*	1466*	1466*	1290	1466*	1466*	1186*	1186*	920	1156	1186*	1031*	1031*	699	886	1031*
	(6225)*	(6225)*	(6225)*	(6225)*	(6225)*	(4582)*	(4582)*	(4340)	V*	(4582)*	(3232)*	(3232)*	(2845)	(3232)*	(3232)*	(2616)*	(2616)*	(2028)	(2549)	(2616)*	(2272)*	(2272)*	(1541)	(1953)	(2272)*
<b>1 m</b> (3' - 3")	4770*	4770*	3416	4645	4770*	2496*	2496*	1781	2304	2496*	1650*	1650*	1202	1528	1650*	1259*	1259*	876	1111	1259*	1020*	1017	680	866	1020*
	(10518)*	(10518)*	(7532)	(10243)	(10518)*	(5503)*	(5503)*	(3927)	(5080)	(5503)*	(3639)*	(3639)*	(2650)	(3369)	(3639)*	(2775)*	(2775)*	(1932)	(2449)	(2775)*	(2250)*	(2242)	(1500)	(1910)	(2250)*
<b>0 m</b> (0' - 0")	4330*	4330*	3238	4330*	4330*	2531*	2531*	1701	2219	2531*	1708*	1708*	1145	1469	1708*	1265*	1265*	845	1079	1265*	1006*	1006*	703	897	1006*
	(9547)*	(9547)*	(7140)	(9547)*	(9547)*	(5581)*	(5581)*	(3751)	(4893)	(5581)*	(3765)*	(3765)*	(2525)	(3239)	(3765)*	(2788)*	(2788)*	(1864)	(2379)	(2788)*	(2219)*	(2219)*	(1549)	(1977)	(2219)*
<b>-1 m</b> (-3' - 3")	3538*	3538*	3268	3538*	3538*	2275*	2275*	1691	2208	2275*	1587*	1587*	1127	1450	1587*	1128*	1128*	839	1072	1128*	971*	971*	780	971*	971*
	(7801)*	(7801)*	(7207)	(7801)*	(7801)*	(5017)*	(5017)*	(3729)	(4869)	(5017)*	(3500)*	(3500)*	(2486)	(3198)	(3500)*	(2488)*	(2488)*	(1849)	(2364)	(2488)*	(2141)*	(2141)*	(1720)	(2141)*	(2141)*
<b>-2 m</b> (6' - 7")	2509*	2509*	2509*	2509*	2509*	1737*	1737*	1727	1737*	1737*	1207*	1207*	1150	1207*	1207*	-	-	-	-	-	869*	869*	869*	869*	869*
	(5533)*	(5533)*	(5533)*	(5533)*	(5533)*	(3830)*	(3830)*	(3809)	(3830)*	(3830)*	(2661)*	(2661)*	(2537)	(2661)*	(2661)*	-	-	-	-	-	(1915)*	(1915)*	(1915)*	(1915)*	(1915)*

Tab.16: Hubkrafttabellen EW65 – Verstellausleger, Löffelstiel lang, Zwillingbereifung, Pratzen vorne, Parallelschild hinten

## Hubkrafttabellen EW65


A B	2 m ( 6'-7" )					3 m ( 9'-10" )					4 m ( 13'-1" )					5 m ( 16' - 5" )									
	I	II	III	IV	V	I	II	III	IV	V	I	II	III	IV	V	I	II	III	IV	V		I	II	III	IV
<b>4 m</b> (13'-1")	-	-	-	-	-	-	-	-	-	-	1240*	1240*	1240*	1240*	1240*	-	-	-	-	-	1190*	1190*	906	1033	1190*
	-	-	-	-	-	-	-	-	-	-	(2735)*	(2735)*	(2735)*	(2735)*	(2735)*	-	-	-	-	-	(2623)*	(2623)*	(1997)	(2278)	(2623)*
<b>3 m</b> (9' - 10")	-	-	-	-	-	1721*	1721*	1721*	1721*	1721*	1360*	1360*	1255	1360*	1360*	1181*	1181*	872	995	1181*	1141*	1141*	759	868	1141*
	-	-	-	-	-	(3794)*	(3794)*	(3794)*	(3794)*	(3794)*	(2999)*	(2999)*	(2768)	(2999)*	(2999)*	(2603)*	(2603)*	(1923)	(2195)	(2603)*	(2516)*	(2516)*	(1673)	(1914)	(2516)*
<b>2 m</b> (6' - 7" )	3234*	3234*	3234*	3234*	3234*	2260*	2260*	1763	2066	2260*	1554*	1554*	1170	1347	1554*	1242*	1242*	836	959	1242*	1118*	1105	690	792	1118*
	(7130)*	(7130)*	(7130)*	(7130)*	(7130)*	(4984)*	(4984)*	(3888)	(4555)	(4984)*	(3426)*	(3426)*	(2580)	(2971)	(3426)*	(2740)*	(2740)*	(1844)	(2114)	(2740)*	(2465)*	(2436)	(1523)	(1747)	(2465)*
<b>1 m</b> (3' - 3" )	4961*	4961*	3124	3888	4961*	2571*	2571*	1605	1897	2571*	1703*	1703*	1091	1265	1703*	1291*	1289	799	920	1291*	1102*	1083	671	772	1102*
	(10940)*	(10940)*	(6889)	(8574)	(10940)*	(5668)*	(5668)*	(3539)	(4183)	(5668)*	(3756)*	(3756)*	(2406)	(2789)	(3756)*	(2847)*	(2843)	(1761)	(2028)	(2847)*	(2431)*	(2387)	(1479)	(1702)	(2431)*
<b>0 m</b> (0' - 0" )	4088*	4088*	3019	3770	4088*	2488*	2488*	1555	1844	2488*	1712*	1712*	1047	1218	1712*	1259*	1259*	776	896	1259*	968*	968*	697	803	968*
	(9015)*	(9015)*	(6658)	(8313)	(9015)*	(5486)*	(5486)*	(3429)	(4066)	(5486)*	(3775)*	(3775)*	(2308)	(2686)	(3775)*	(2775)*	(2775)*	(1710)	(1976)	(2775)*	(2134)*	(2134)*	(1536)	(1771)	(2134)*
<b>-1 m</b> (-3' - 3" )	3040*	3040*	3040*	3040*	3040*	2148*	2148*	1562	1851	2148*	1528*	1528*	1040	1211	1528*	-	-	-	-	-	1027*	1027*	787	909	1027*
	(6702)*	(6702)*	(6702)*	(6702)*	(6702)*	(4737)*	(4737)*	(3444)	(4082)	(4737)*	(3369)*	(3369)*	(2293)	(2671)	(3369)*	-	-	-	-	-	(2265)*	(2265)*	(1736)	(2004)	(2265)*
<b>-2 m</b> (6' - 7" )	2764*	2764*	2764*	2764*	2764*	1506*	1506*	1506*	1506*	1506*	1003*	1003*	1003*	1003*	1003*	-	-	-	-	-	869*	869*	869*	869*	869*
	(6094)*	(6094)*	(6094)*	(6094)*	(6094)*	(3320)*	(3320)*	(3320)*	(3320)*	(3320)*	(2212)*	(2212)*	(2212)*	(2212)*	(2212)*	-	-	-	-	-	(1915)*	(1915)*	(1915)*	(1915)*	(1915)*

Tab.17: Hubkrafttabellen EW65 – Verstellausleger, Löffelstiel kurz, Zwillingbereifung, Parallelschild hinten, Greiferbügel vorne


A B	2 m ( 6'-7" )					3 m ( 9'-10" )					4 m ( 13'-1" )					5 m ( 16' - 5" )									
	I	II	III	IV	V	I	II	III	IV	V	I	II	III	IV	V	I	II	III	IV	V		I	II	III	IV
<b>4 m</b> (13'-1")	-	-	-	-	-	-	-	-	-	-	1125*	1125*	1125*	1125*	1125*	1079*	1079*	897	1022	1079*	1083*	1083*	811	926	1083*
	-	-	-	-	-	-	-	-	-	-	(2480)*	(2480)*	(2480)*	(2480)*	(2480)*	(2380)*	(2380)*	(1977)	(2253)	(2380)*	(2388)*	(2388)*	(1789)	(2042)	(2388)*
<b>3 m</b> (9' - 10")	-	-	-	-	-	1523*	1523*	1523*	1523*	1523*	1255*	1255*	1255*	1255*	1255*	1106*	1106*	879	1003	1106*	1047*	1047*	690	791	1047*
	-	-	-	-	-	(3358)*	(3358)*	(3358)*	(3358)*	(3358)*	(2767)*	(2767)*	(2767)*	(2767)*	(2767)*	(2439)*	(2439)*	(1937)	(2211)	(2439)*	(2310)*	(2310)*	(1522)	(1745)	(2310)*
<b>2 m</b> (6' - 7" )	2823*	2823*	2823*	2823*	2823*	2078*	2078*	1811	2078*	2078*	1466*	1466*	1182	1361	1466*	1186*	1186*	838	961	1186*	1031*	1018	631	726	1031*
	(6225)*	(6225)*	(6225)*	(6225)*	(6225)*	(4582)*	(4582)*	(3994)	V*	(4582)*	(3232)*	(3232)*	(2607)	(3001)	(3232)*	(2616)*	(2616)*	(1847)	(2118)	(2616)*	(2272)*	(2244)	(1392)	(1601)	(2272)*
<b>1 m</b> (3' - 3" )	4770*	4770*	3126	3892	4770*	2496*	2496*	1624	1918	2496*	1650*	1650*	1094	1269	1650*	1259*	1259*	794	916	1259*	1020*	997	613	707	1020*
	(10518)*	(10518)*	(6893)	(8583)	(10518)*	(5503)*	(5503)*	(3580)	(4229)	(5503)*	(3639)*	(3639)*	(2413)	(2798)	(3639)*	(2775)*	(2775)*	(1751)	(2019)	(2775)*	(2250)*	(2199)	(1352)	(1560)	(2250)*
<b>0 m</b> (0' - 0" )	4330*	4330*	2948	3692	4330*	2531*	2531*	1544	1833	2531*	1708*	1708*	1037	1210	1708*	1265*	1252	763	884	1265*	1006*	1006*	633	731	1006*
	(9547)*	(9547)*	(6501)	(8141)	(9547)*	(5581)*	(5581)*	(3404)	(4042)	(5581)*	(3765)*	(3765)*	(2288)	(2667)	(3765)*	(2788)*	(2761)	(1683)	(1948)	(2788)*	(2219)*	(2219)*	(1395)	(1612)	(2219)*
<b>-1 m</b> (-3' - 3" )	3538*	3538*	2978	3538*	3538*	2275*	2275*	1534	1823	2275*	1587*	1587*	1020	1191	1587*	1128*	1128*	757	877	1128*	971*	971*	704	814	971*
	(7801)*	(7801)*	(6567)	(7801)*	(7801)*	(5017)*	(5017)*	(3383)	(4019)	(5017)*	(3500)*	(3500)*	(2248)	(2626)	(3500)*	(2488)*	(2488)*	(1669)	(1934)	(2488)*	(2141)*	(2141)*	(1552)	(1795)	(2141)*
<b>-2 m</b> (6' - 7" )	2509*	2509*	2509*	2509*	2509*	1737*	1737*	1570	1737*	1737*	1207*	1207*	1043	1207*	1207*	-	-	-	-	-	869*	869*	869*	869*	869*
	(5533)*	(5533)*	(5533)*	(5533)*	(5533)*	(3830)*	(3830)*	(3462)	(3830)*	(3830)*	(2661)*	(2661)*	(2299)	(2661)*	(2661)*	-	-	-	-	-	(1915)*	(1915)*	(1915)*	(1915)*	(1915)*

Tab.18: Hubkrafttabellen EW65 – Verstellausleger, Löffelstiel lang, Zwillingbereifung, Parallelschild hinten, Greiferbügel vorne

## Hubkrafttabellen EW65


A B	2 m ( 6'-7" )					3 m ( 9'-10" )					4 m ( 13'-1" )					5 m ( 16' - 5" )									
	I	II	III	IV	V	I	II	III	IV	V	I	II	III	IV	V	I	II	III	IV	V					
<b>4 m</b> (13'-1")	-	-	-	-	-	-	-	-	-	-	1240*	1240*	1240*	1240*	1240*	-	-	-	-	-	1190*	1190*	913	1031	1190*
	-	-	-	-	-	-	-	-	-	-	(2735)*	(2735)*	(2735)*	(2735)*	(2735)*	-	-	-	-	-	(2623)*	(2623)*	(2014)	(2273)	(2623)*
<b>3 m</b> (9' - 10")	-	-	-	-	-	1721*	1721*	1721*	1721*	1721*	1360*	1360*	1265	1360*	1360*	1181*	1181*	879	994	1181*	1141*	1141*	766	866	1141*
	-	-	-	-	-	(3794)*	(3794)*	(3794)*	(3794)*	(3794)*	(2999)*	(2999)*	(2789)	(2999)*	(2999)*	(2603)*	(2603)*	(1939)	(2191)	(2603)*	(2516)*	(2516)*	(1688)	(1910)	(2516)*
<b>2 m</b> (6' - 7" )	3234*	3234*	3234*	3234*	3234*	2260*	2260*	1777	2062	2260*	1554*	1554*	1180	1345	1554*	1242*	1242*	844	957	1242*	1118*	1118*	697	791	1118*
	(7130)*	(7130)*	(7130)*	(7130)*	(7130)*	(4984)*	(4984)*	(3919)	(4547)	(4984)*	(3426)*	(3426)*	(2601)	(2965)	(3426)*	(2740)*	(2740)*	(1860)	(2110)	(2740)*	(2465)*	(2465)*	(1537)	(1744)	(2465)*
<b>1 m</b> (3' - 3" )	4961*	4961*	3150	3881	4961*	2571*	2571*	1619	1893	2571*	1703*	1703*	1101	1262	1703*	1291*	1291*	806	918	1291*	1102*	1102*	677	770	1102*
	(10940)*	(10940)*	(6946)	(8557)	(10940)*	(5668)*	(5668)*	(3570)	(4174)	(5668)*	(3756)*	(3756)*	(2427)	(2784)	(3756)*	(2847)*	(2847)*	(1777)	(2024)	(2847)*	(2431)*	(2430)	(1493)	(1699)	(2431)*
<b>0 m</b> (0' - 0" )	4088*	4088*	3045	3763	4088*	2488*	2488*	1569	1840	2488*	1712*	1712*	1056	1216	1712*	1259*	1259*	783	894	1259*	968*	968*	703	802	968*
	(9015)*	(9015)*	(6715)	(8297)	(9015)*	(5486)*	(5486)*	(3460)	(4058)	(5486)*	(3775)*	(3775)*	(2329)	(2681)	(3775)*	(2775)*	(2775)*	(1726)	(1971)	(2775)*	(2134)*	(2134)*	(1551)	(1768)	(2134)*
<b>-1 m</b> (-3' - 3" )	3040*	3040*	3040*	3040*	3040*	2148*	2148*	1576	1847	2148*	1528*	1528*	1050	1209	1528*	-	-	-	-	-	1027*	1027*	795	907	1027*
	(6702)*	(6702)*	(6702)*	(6702)*	(6702)*	(4737)*	(4737)*	(3475)	(4073)	(4737)*	(3369)*	(3369)*	(2314)	(2666)	(3369)*	-	-	-	-	-	(2265)*	(2265)*	(1752)	(2000)	(2265)*
<b>-2 m</b> (6' - 7" )	2764*	2764*	2764*	2764*	2764*	1506*	1506*	1506*	1506*	1506*	1003*	1003*	1003*	1003*	1003*	-	-	-	-	-	869*	869*	869*	869*	869*
	(6094)*	(6094)*	(6094)*	(6094)*	(6094)*	(3320)*	(3320)*	(3320)*	(3320)*	(3320)*	(2212)*	(2212)*	(2212)*	(2212)*	(2212)*	-	-	-	-	-	(1915)*	(1915)*	(1915)*	(1915)*	(1915)*

Tab.19: Hubkrafttabellen EW65 – Verstellausleger, Löffelstiel kurz, Zwillingbereifung, Pratzen hinten, Greiferbügel vorne


A B	2 m ( 6'-7" )					3 m ( 9'-10" )					4 m ( 13'-1" )					5 m ( 16' - 5" )									
	I	II	III	IV	V	I	II	III	IV	V	I	II	III	IV	V	I	II	III	IV	V					
<b>4 m</b> (13'-1")	-	-	-	-	-	-	-	-	-	-	1125*	1125*	1125*	1125*	1125*	1079*	1079*	904	1020	1079*	1083*	1083*	818	924	1083*
	-	-	-	-	-	-	-	-	-	-	(2480)*	(2480)*	(2480)*	(2480)*	(2480)*	(2380)*	(2380)*	(1993)	(2249)	(2380)*	(2388)*	(2388)*	(1804)	(2038)	(2388)*
<b>3 m</b> (9' - 10")	-	-	-	-	-	1523*	1523*	1523*	1523*	1523*	1255*	1255*	1255*	1255*	1255*	1106*	1106*	886	1001	1106*	1047*	1047*	697	790	1047*
	-	-	-	-	-	(3358)*	(3358)*	(3358)*	(3358)*	(3358)*	(2767)*	(2767)*	(2767)*	(2767)*	(2767)*	(2439)*	(2439)*	(1953)	(2207)	(2439)*	(2310)*	(2310)*	(1536)	(1741)	(2310)*
<b>2 m</b> (6' - 7" )	2823*	2823*	2823*	2823*	2823*	2078*	2078*	1825	2078*	2078*	1466*	1466*	1192	1358	1466*	1186*	1186*	845	959	1186*	1031*	1031*	637	725	1031*
	(6225)*	(6225)*	(6225)*	(6225)*	(6225)*	(4582)*	(4582)*	(4024)	V*	(4582)*	(3232)*	(3232)*	(2628)	(2995)	(3232)*	(2616)*	(2616)*	(1863)	(2114)	(2616)*	(2272)*	(2272)*	(1405)	(1598)	(2272)*
<b>1 m</b> (3' - 3" )	4770*	4770*	3152	3885	4770*	2496*	2496*	1638	1914	2496*	1650*	1650*	1104	1266	1650*	1259*	1259*	801	914	1259*	1020*	1015	619	706	1020*
	(10518)*	(10518)*	(6950)	(8566)	(10518)*	(5503)*	(5503)*	(3611)	(4221)	(5503)*	(3639)*	(3639)*	(2434)	(2792)	(3639)*	(2775)*	(2775)*	(1767)	(2015)	(2775)*	(2250)*	(2239)	(1365)	(1556)	(2250)*
<b>0 m</b> (0' - 0" )	4330*	4330*	2974	3685	4330*	2531*	2531*	1558	1829	2531*	1708*	1708*	1047	1207	1708*	1265*	1265*	770	882	1265*	1006*	1006*	639	730	1006*
	(9547)*	(9547)*	(6558)	(8124)	(9547)*	(5581)*	(5581)*	(3435)	(4034)	(5581)*	(3765)*	(3765)*	(2309)	(2662)	(3765)*	(2788)*	(2788)*	(1699)	(1944)	(2788)*	(2219)*	(2219)*	(1409)	(1609)	(2219)*
<b>-1 m</b> (-3' - 3" )	3538*	3538*	3004	3538*	3538*	2275*	2275*	1548	1819	2275*	1587*	1587*	1029	1188	1587*	1128*	1128*	764	875	1128*	971*	971*	711	812	971*
	(7801)*	(7801)*	(6624)	(7801)*	(7801)*	(5017)*	(5017)*	(3413)	(4010)	(5017)*	(3500)*	(3500)*	(2270)	(2621)	(3500)*	(2488)*	(2488)*	(1685)	(1930)	(2488)*	(2141)*	(2141)*	(1567)	(1791)	(2141)*
<b>-2 m</b> (6' - 7" )	2509*	2509*	2509*	2509*	2509*	1737*	1737*	1584	1737*	1737*	1207*	1207*	1052	1207*	1207*	-	-	-	-	-	869*	869*	869*	869*	869*
	(5533)*	(5533)*	(5533)*	(5533)*	(5533)*	(3830)*	(3830)*	(3493)	(3830)*	(3830)*	(2661)*	(2661)*	(2320)	(2661)*	(2661)*	-	-	-	-	-	(1915)*	(1915)*	(1915)*	(1915)*	(1915)*

Tab.20: Hubkrafttabellen EW65 – Verstellausleger, Löffelstiel lang, Zwillingbereifung, Pratzen hinten, Greiferbügel vorne

## Hubkrafttabellen EW65


A B	2 m ( 6'-7" )					3 m ( 9'-10" )					4 m ( 13'-1" )					5 m ( 16' - 5" )									
	I	II	III	IV	V	I	II	III	IV	V	I	II	III	IV	V	I	II	III	IV	V					
<b>4 m</b> (13'-1")	-	-	-	-	-	-	-	-	-	-	1240*	1240*	1240*	1240*	1240*	-	-	-	-	-	1190*	1190*	989	1190*	1190*
	-	-	-	-	-	-	-	-	-	-	(2735)*	(2735)*	(2735)*	(2735)*	(2735)*	-	-	-	-	-	(2623)*	(2623)*	(2182)	(2623)*	(2623)*
<b>3 m</b> (9' - 10")	-	-	-	-	-	1721*	1721*	1721*	1721*	1721*	1360*	1360*	1360*	1360*	1360*	1181*	1181*	954	1181*	1181*	1141*	1141*	834	1106	1141*
	-	-	-	-	-	(3794)*	(3794)*	(3794)*	(3794)*	(3794)*	(2999)*	(2999)*	(2999)*	(2999)*	(2999)*	(2603)*	(2603)*	(2103)	(2603)*	(2603)*	(2516)*	(2516)*	(1839)	(2439)	(2516)*
<b>2 m</b> (6' - 7" )	3234*	3234*	3234*	3234*	3234*	2260*	2260*	1921	2260*	2260*	1554*	1554*	1278	1554*	1554*	1242*	1242*	918	1220	1242*	1118*	1066	762	1019	1118*
	(7130)*	(7130)*	(7130)*	(7130)*	(7130)*	(4984)*	(4984)*	(4235)	(4984)*	(4984)*	(3426)*	(3426)*	(2818)	(3426)*	(3426)*	(2740)*	(2740)*	(2025)	(2690)	(2740)*	(2465)*	(2350)	(1680)	(2247)	(2465)*
<b>1 m</b> (3' - 3" )	4961*	4961*	3414	4897	4961*	2571*	2571*	1762	2413	2571*	1703*	1703*	1199	1612	1703*	1291*	1244	881	1181	1291*	1102*	1044	742	998	1102*
	(10940)*	(10940)*	(7528)	(10797)	(10940)*	(5668)*	(5668)*	(3885)	(5322)	(5668)*	(3756)*	(3756)*	(2644)	(3555)	(3756)*	(2847)*	(2742)	(1942)	(2605)	(2847)*	(2431)*	(2301)	(1636)	(2201)	(2431)*
<b>0 m</b> (0' - 0" )	4088*	4088*	3309	4088*	4088*	2488*	2488*	1712	2360	2488*	1712*	1677	1154	1565	1712*	1259*	1219	858	1157	1259*	968*	968*	771	968*	968*
	(9015)*	(9015)*	(7297)	(9015)*	(9015)*	(5486)*	(5486)*	(3776)	(5205)	(5486)*	(3775)*	(3697)	(2545)	(3452)	(3775)*	(2775)*	(2687)	(1891)	(2552)	(2775)*	(2134)*	(2134)*	(1701)	(2134)*	(2134)*
<b>-1 m</b> (-3' - 3" )	3040*	3040*	3040*	3040*	3040*	2148*	2148*	1719	2148*	2148*	1528*	1528*	1148	1528*	1528*	-	-	-	-	-	1027*	1027*	870	1027*	1027*
	(6702)*	(6702)*	(6702)*	(6702)*	(6702)*	(4737)*	(4737)*	(3790)	(4737)*	(4737)*	(3369)*	(3369)*	(2531)	(3369)*	(3369)*	-	-	-	-	-	(2265)*	(2265)*	(1918)	(2265)*	(2265)*
<b>-2 m</b> (6' - 7" )	2764*	2764*	2764*	2764*	2764*	1506*	1506*	1506*	1506*	1506*	1003*	1003*	1003*	1003*	1003*	-	-	-	-	-	869*	869*	869*	869*	869*
	(6094)*	(6094)*	(6094)*	(6094)*	(6094)*	(3320)*	(3320)*	(3320)*	(3320)*	(3320)*	(2212)*	(2212)*	(2212)*	(2212)*	(2212)*	-	-	-	-	-	(1915)*	(1915)*	(1915)*	(1915)*	(1915)*

Tab.21: Hubkrafttabellen EW65 – Verstellausleger, Löffelstiel kurz, Zwillingbereifung, Pratzen hinten, Parallelschild vorne


A B	2 m ( 6'-7" )					3 m ( 9'-10" )					4 m ( 13'-1" )					5 m ( 16' - 5" )									
	I	II	III	IV	V	I	II	III	IV	V	I	II	III	IV	V	I	II	III	IV	V					
<b>4 m</b> (13'-1")	-	-	-	-	-	-	-	-	-	-	1125*	1125*	1125*	1125*	1125*	1079*	1079*	979	1079*	1079*	1083*	1083*	889	1083*	1083*
	-	-	-	-	-	-	-	-	-	-	(2480)*	(2480)*	(2480)*	(2480)*	(2480)*	(2380)*	(2380)*	(2158)	(2380)*	(2380)*	(2388)*	(2388)*	(1959)	(2388)*	(2388)*
<b>3 m</b> (9' - 10")	-	-	-	-	-	1523*	1523*	1523*	1523*	1523*	1255*	1255*	1255*	1255*	1255*	1106*	1106*	961	1106*	1106*	1047*	1047*	761	1014	1047*
	-	-	-	-	-	(3358)*	(3358)*	(3358)*	(3358)*	(3358)*	(2767)*	(2767)*	(2767)*	(2767)*	(2767)*	(2439)*	(2439)*	(2118)	(2439)*	(2439)*	(2310)*	(2310)*	(1678)	(2236)	(2310)*
<b>2 m</b> (6' - 7" )	2823*	2823*	2823*	2823*	2823*	2078*	2078*	1968	2078*	2078*	1466*	1466*	1290	1466*	1466*	1186*	1186*	920	1186*	1186*	1031*	981	699	940	1031*
	(6225)*	(6225)*	(6225)*	(6225)*	(6225)*	(4582)*	(4582)*	(4340)	V*	(4582)*	(3232)*	(3232)*	(2845)	(3232)*	(3232)*	(2616)*	(2616)*	(2028)	(2616)*	(2616)*	(2272)*	(2163)	(1541)	(2072)	(2272)*
<b>1 m</b> (3' - 3" )	4770*	4770*	3416	4770*	4770*	2496*	2496*	1781	2434	2496*	1650*	1650*	1202	1616	1650*	1259*	1240	876	1177	1259*	1020*	960	680	920	1020*
	(10518)*	(10518)*	(7532)	(10518)*	(10518)*	(5503)*	(5503)*	(3927)	(5368)	(5503)*	(3639)*	(3639)*	(2650)	(3563)	(3639)*	(2775)*	(2734)	(1932)	(2595)	(2775)*	(2250)*	(2118)	(1500)	(2029)	(2250)*
<b>0 m</b> (0' - 0" )	4330*	4330*	3238	4330*	4330*	2531*	2531*	1701	2350	2531*	1708*	1669	1145	1557	1708*	1265*	1207	845	1145	1265*	1006*	996	703	953	1006*
	(9547)*	(9547)*	(7140)	(9547)*	(9547)*	(5581)*	(5581)*	(3751)	(5181)	(5581)*	(3765)*	(3679)	(2525)	(3433)	(3765)*	(2788)*	(2660)	(1864)	(2525)	(2788)*	(2219)*	(2196)	(1549)	(2101)	(2219)*
<b>-1 m</b> (-3' - 3" )	3538*	3538*	3268	3538*	3538*	2275*	2275*	1691	2275*	2275*	1587*	1587*	1127	1538	1587*	1128*	1128*	839	1128*	1128*	971*	971*	780	971*	971*
	(7801)*	(7801)*	(7207)	(7801)*	(7801)*	(5017)*	(5017)*	(3729)	(5017)*	(5017)*	(3500)*	(3500)*	(2486)	(3392)	(3500)*	(2488)*	(2488)*	(1849)	(2488)*	(2488)*	(2141)*	(2141)*	(1720)	(2141)*	(2141)*
<b>-2 m</b> (6' - 7" )	2509*	2509*	2509*	2509*	2509*	1737*	1737*	1727	1737*	1737*	1207*	1207*	1150	1207*	1207*	-	-	-	-	-	869*	869*	869*	869*	869*
	(5533)*	(5533)*	(5533)*	(5533)*	(5533)*	(3830)*	(3830)*	(3809)	(3830)*	(3830)*	(2661)*	(2661)*	(2537)	(2661)*	(2661)*	-	-	-	-	-	(1915)*	(1915)*	(1915)*	(1915)*	(1915)*

Tab.22: Hubkrafttabellen EW65 – Verstellausleger, Löffelstiel lang, Zwillingbereifung, Pratzen hinten, Parallelschild vorne

## Hubkrafttabellen EW65


A B	2 m ( 6'-7" )					3 m ( 9'-10" )					4 m ( 13'-1" )					5 m ( 16' - 5" )									
	I	II	III	IV	V	I	II	III	IV	V	I	II	III	IV	V	I	II	III	IV	V					
<b>4 m</b> (13'-1")	-	-	-	-	-	-	-	-	-	-	1240*	1240*	1240*	1240*	1240*	-	-	-	-	-	1190*	1190*	926	1015	1190*
	-	-	-	-	-	-	-	-	-	-	(2735)*	(2735)*	(2735)*	(2735)*	(2735)*	-	-	-	-	-	(2623)*	(2623)*	(2042)	(2239)	(2623)*
<b>3 m</b> (9' - 10")	-	-	-	-	-	1721*	1721*	1721*	1721*	1721*	1360*	1360*	1282	1360*	1360*	1181*	1181*	892	978	1181*	1141*	1141*	777	852	1141*
	-	-	-	-	-	(3794)*	(3794)*	(3794)*	(3794)*	(3794)*	(2999)*	(2999)*	(2826)	(2999)*	(2999)*	(2603)*	(2603)*	(1966)	(2157)	(2603)*	(2516)*	(2516)*	(1713)	(1880)	(2516)*
<b>2 m</b> (6' - 7" )	3234*	3234*	3234*	3234*	3234*	2260*	2260*	1802	2032	2260*	1554*	1554*	1196	1324	1554*	1242*	1242*	856	942	1242*	1118*	1118*	708	778	1118*
	(7130)*	(7130)*	(7130)*	(7130)*	(7130)*	(4984)*	(4984)*	(3972)	(4480)	(4984)*	(3426)*	(3426)*	(2637)	(2920)	(3426)*	(2740)*	(2740)*	(1888)	(2076)	(2740)*	(2465)*	(2465)*	(1561)	(1714)	(2465)*
<b>1 m</b> (3' - 3" )	4961*	4961*	3194	3822	4961*	2571*	2571*	1643	1863	2571*	1703*	1703*	1117	1242	1703*	1291*	1291*	819	903	1291*	1102*	1102*	688	757	1102*
	(10940)*	(10940)*	(7044)	(8427)	(10940)*	(5668)*	(5668)*	(3623)	(4108)	(5668)*	(3756)*	(3756)*	(2464)	(2739)	(3756)*	(2847)*	(2847)*	(1805)	(1990)	(2847)*	(2431)*	(2431)*	(1517)	(1669)	(2431)*
<b>0 m</b> (0' - 0" )	4088*	4088*	3090	3704	4088*	2488*	2488*	1593	1810	2488*	1712*	1712*	1073	1196	1712*	1259*	1259*	795	879	1259*	968*	968*	715	788	968*
	(9015)*	(9015)*	(6813)	(8167)	(9015)*	(5486)*	(5486)*	(3513)	(3991)	(5486)*	(3775)*	(3775)*	(2365)	(2636)	(3775)*	(2775)*	(2775)*	(1754)	(1938)	(2775)*	(2134)*	(2134)*	(1576)	(1737)	(2134)*
<b>-1 m</b> (-3' - 3" )	3040*	3040*	3040*	3040*	3040*	2148*	2148*	1600	1817	2148*	1528*	1528*	1066	1189	1528*	-	-	-	-	-	1027*	1027*	807	892	1027*
	(6702)*	(6702)*	(6702)*	(6702)*	(6702)*	(4737)*	(4737)*	(3528)	(4007)	(4737)*	(3369)*	(3369)*	(2351)	(2621)	(3369)*	-	-	-	-	-	(2265)*	(2265)*	(1780)	(1966)	(2265)*
<b>-2 m</b> (6' - 7" )	2764*	2764*	2764*	2764*	2764*	1506*	1506*	1506*	1506*	1506*	1003*	1003*	1003*	1003*	1003*	-	-	-	-	-	869*	869*	869*	869*	869*
	(6094)*	(6094)*	(6094)*	(6094)*	(6094)*	(3320)*	(3320)*	(3320)*	(3320)*	(3320)*	(2212)*	(2212)*	(2212)*	(2212)*	(2212)*	-	-	-	-	-	(1915)*	(1915)*	(1915)*	(1915)*	(1915)*

Tab.23: Hubkrafttabellen EW65 – Verstellausleger, Löffelstiel kurz, Zwillingbereifung, Greiferbügel vorne, Parallelschild hinten


A B	2 m ( 6'-7" )					3 m ( 9'-10" )					4 m ( 13'-1" )					5 m ( 16' - 5" )									
	I	II	III	IV	V	I	II	III	IV	V	I	II	III	IV	V	I	II	III	IV	V					
<b>4 m</b> (13'-1")	-	-	-	-	-	-	-	-	-	-	1125*	1125*	1125*	1125*	1125*	1079*	1079*	917	1004	1079*	1083*	1083*	830	910	1083*
	-	-	-	-	-	-	-	-	-	-	(2480)*	(2480)*	(2480)*	(2480)*	(2480)*	(2380)*	(2380)*	(2021)	(2215)	(2380)*	(2388)*	(2388)*	(1830)	(2007)	(2388)*
<b>3 m</b> (9' - 10")	-	-	-	-	-	1523*	1523*	1523*	1523*	1523*	1255*	1255*	1255*	1255*	1255*	1106*	1106*	898	986	1106*	1047*	1047*	708	777	1047*
	-	-	-	-	-	(3358)*	(3358)*	(3358)*	(3358)*	(3358)*	(2767)*	(2767)*	(2767)*	(2767)*	(2767)*	(2439)*	(2439)*	(1981)	(2173)	(2439)*	(2310)*	(2310)*	(1560)	(1712)	(2310)*
<b>2 m</b> (6' - 7" )	2823*	2823*	2823*	2823*	2823*	2078*	2078*	1849	2078*	2078*	1466*	1466*	1208	1338	1466*	1186*	1186*	858	944	1186*	1031*	1031*	648	712	1031*
	(6225)*	(6225)*	(6225)*	(6225)*	(6225)*	(4582)*	(4582)*	(4078)	V*	(4582)*	(3232)*	(3232)*	(2665)	(2950)	(3232)*	(2616)*	(2616)*	(1891)	(2080)	(2616)*	(2272)*	(2272)*	(1428)	(1570)	(2272)*
<b>1 m</b> (3' - 3" )	4770*	4770*	3196	3826	4770*	2496*	2496*	1662	1884	2496*	1650*	1650*	1120	1246	1650*	1259*	1259*	814	898	1259*	1020*	1020*	629	693	1020*
	(10518)*	(10518)*	(7048)	(8437)	(10518)*	(5503)*	(5503)*	(3664)	(4154)	(5503)*	(3639)*	(3639)*	(2470)	(2747)	(3639)*	(2775)*	(2775)*	(1795)	(1981)	(2775)*	(2250)*	(2250)*	(1388)	(1529)	(2250)*
<b>0 m</b> (0' - 0" )	4330*	4330*	3018	3626	4330*	2531*	2531*	1582	1799	2531*	1708*	1708*	1064	1187	1708*	1265*	1265*	783	866	1265*	1006*	1006*	650	717	1006*
	(9547)*	(9547)*	(6656)	(7995)	(9547)*	(5581)*	(5581)*	(3488)	(3967)	(5581)*	(3765)*	(3765)*	(2345)	(2617)	(3765)*	(2788)*	(2788)*	(1727)	(1911)	(2788)*	(2219)*	(2219)*	(1432)	(1580)	(2219)*
<b>-1 m</b> (-3' - 3" )	3538*	3538*	3049	3538*	3538*	2275*	2275*	1572	1789	2275*	1587*	1587*	1046	1168	1587*	1128*	1128*	777	860	1128*	971*	971*	722	798	971*
	(7801)*	(7801)*	(6722)	(7801)*	(7801)*	(5017)*	(5017)*	(3467)	(3944)	(5017)*	(3500)*	(3500)*	(2306)	(2576)	(3500)*	(2488)*	(2488)*	(1712)	(1896)	(2488)*	(2141)*	(2141)*	(1593)	(1760)	(2141)*
<b>-2 m</b> (6' - 7" )	2509*	2509*	2509*	2509*	2509*	1737*	1737*	1608	1737*	1737*	1207*	1207*	1069	1192	1207*	-	-	-	-	-	869*	869*	869*	869*	869*
	(5533)*	(5533)*	(5533)*	(5533)*	(5533)*	(3830)*	(3830)*	(3546)	(3830)*	(3830)*	(2661)*	(2661)*	(2357)	(2629)	(2661)*	-	-	-	-	-	(1915)*	(1915)*	(1915)*	(1915)*	(1915)*

Tab.24: Hubkrafttabellen EW65 – Verstellausleger, Löffelstiel lang, Zwillingbereifung, Greiferbügel vorne, Parallelschild hinten

## Hubkrafttabellen EW65


A B	2 m ( 6'-7" )					3 m ( 9'-10" )					4 m ( 13'-1" )					5 m ( 16' - 5" )									
	I	II	III	IV	V	I	II	III	IV	V	I	II	III	IV	V	I	II	III	IV	V					
<b>4 m</b> (13'-1")	-	-	-	-	-	-	-	-	-	-	1240*	1240*	1240*	1240*	1240*	-	-	-	-	-	1190*	1187	939	1190*	1190*
	-	-	-	-	-	-	-	-	-	-	(2735)*	(2735)*	(2735)*	(2735)*	(2735)*	-	-	-	-	-	(2623)*	(2617)	(2070)	(2623)*	(2623)*
<b>3 m</b> (9' - 10")	-	-	-	-	-	1721*	1721*	1721*	1721*	1721*	1360*	1360*	1298	1360*	1360*	1181*	1144	904	1181*	1181*	1141*	997	789	1141	1141
	-	-	-	-	-	(3794)*	(3794)*	(3794)*	(3794)*	(3794)*	(2999)*	(2999)*	(2862)	(2999)*	(2999)*	(2603)*	(2523)	(1994)	(2603)*	(2603)*	(2516)*	(2198)	(1739)	(2516)	(2516)
<b>2 m</b> (6' - 7")	3234*	3234*	3234*	3234*	3234*	2260*	2260*	1826	2260*	2260*	1554*	1554*	1213	1554*	1554*	1242*	1106	869	1242*	1242*	1118*	911	719	1052	1052
	(7130)*	(7130)*	(7130)*	(7130)*	(7130)*	(4984)*	(4984)*	(4025)	(4984)*	(4984)*	(3426)*	(3426)*	(2674)	(3426)*	(3426)*	(2740)*	(2438)	(1916)	(2740)*	(2740)*	(2465)*	(2009)	(1585)	(2320)	(2320)
<b>1 m</b> (3' - 3")	4961*	4961*	3239	4961*	4961*	2571*	2304	1667	2489	2489	1703*	1485	1134	1663	1663	1291*	1065	831	1220	1220	1102*	890	699	1031	1031
	(10940)*	(10940)*	(7141)	(10940)*	(10940)*	(5668)*	(5080)	(3676)	(5488)	(5488)	(3756)*	(3274)	(2500)	(3667)	(3667)	(2847)*	(2347)	(1833)	(2689)	(2689)	(2431)*	(1962)	(1541)	(2274)	(2274)
<b>0 m</b> (0' - 0")	4088*	4088*	3134	4088*	4088*	2488*	2245	1617	2436	2436	1712*	1435	1089	1616	1616	1259*	1039	808	1196	1196	968*	928	726	968*	968*
	(9015)*	(9015)*	(6911)	(9015)*	(9015)*	(5486)*	(4950)	(3566)	(5372)	(5372)	(3775)*	(3164)	(2402)	(3564)	(3564)	(2775)*	(2292)	(1782)	(2636)	(2636)	(2134)*	(2047)	(1601)	(2134)*	(2134)*
<b>-1 m</b> (-3' - 3")	3040*	3040*	3040*	3040*	3040*	2148*	2148*	1624	2148*	2148*	1528*	1427	1083	1528*	1528*	-	-	-	-	-	1027*	1027*	820	1027*	1027*
	(6702)*	(6702)*	(6702)*	(6702)*	(6702)*	(4737)*	(4737)*	(3581)	(4737)*	(4737)*	(3369)*	(3147)	(2387)	(3369)*	(3369)*	-	-	-	-	-	(2265)*	(2265)*	(1808)	(2265)*	(2265)*
<b>-2 m</b> (6' - 7")	2764*	2764*	2764*	2764*	2764*	1506*	1506*	1506*	1506*	1506*	1003*	1003*	1003*	1003*	1003*	-	-	-	-	-	869*	869*	869*	869*	869*
	(6094)*	(6094)*	(6094)*	(6094)*	(6094)*	(3320)*	(3320)*	(3320)*	(3320)*	(3320)*	(2212)*	(2212)*	(2212)*	(2212)*	(2212)*	-	-	-	-	-	(1915)*	(1915)*	(1915)*	(1915)*	(1915)*

Tab.25: Hubkrafttabellen EW65 – Verstellausleger, Löffelstiel kurz, Zwillingbereifung, Parallelschild vorne


A B	2 m ( 6'-7" )					3 m ( 9'-10" )					4 m ( 13'-1" )					5 m ( 16' - 5" )									
	I	II	III	IV	V	I	II	III	IV	V	I	II	III	IV	V	I	II	III	IV	V					
<b>4 m</b> (13'-1")	-	-	-	-	-	-	-	-	-	-	1125*	1125*	1125*	1125*	1125*	1079*	1079*	929	1079*	1079*	1083*	1063	842	1083*	1083*
	-	-	-	-	-	-	-	-	-	-	(2480)*	(2480)*	(2480)*	(2480)*	(2480)*	(2380)*	(2380)*	(2049)	(2380)*	(2380)*	(2388)*	(2344)	(1856)	(2388)*	(2388)*
<b>3 m</b> (9' - 10")	-	-	-	-	-	1523*	1523*	1523*	1523*	1523*	1255*	1255*	1255*	1255*	1255*	1106*	1106*	911	1106*	1106*	1047*	909	718	1047	1047
	-	-	-	-	-	(3358)*	(3358)*	(3358)*	(3358)*	(3358)*	(2767)*	(2767)*	(2767)*	(2767)*	(2767)*	(2439)*	(2439)*	(2009)	(2439)*	(2439)*	(2310)*	(2004)	(1584)	(2308)	(2308)
<b>2 m</b> (6' - 7")	2823*	2823*	2823*	2823*	2823*	2078*	2078*	1873	2078*	2078*	1466*	1466*	1225	1466*	1466*	1186*	1108	870	1186*	1186*	1031*	836	658	971	971
	(6225)*	(6225)*	(6225)*	(6225)*	(6225)*	(4582)*	(4582)*	(4131)	V*	(4582)*	(3232)*	(3232)*	(2701)	(3232)*	(3232)*	(2616)*	(2444)	(1919)	(2616)*	(2616)*	(2272)*	(1843)	(1451)	(2141)	(2141)
<b>1 m</b> (3' - 3")	4770*	4770*	3240	4770*	4770*	2496*	2329	1686	2496*	2496*	1650*	1490	1137	1650*	1650*	1259*	1061	826	1215	1215	1020*	816	640	951	951
	(10518)*	(10518)*	(7145)	(10518)*	(10518)*	(5503)*	(5135)	(3717)	(5503)*	(5503)*	(3639)*	(3286)	(2507)	(3639)*	(3639)*	(2775)*	(2339)	(1822)	(2680)	(2680)	(2250)*	(1799)	(1410)	(2098)	(2098)
<b>0 m</b> (0' - 0")	4330*	4330*	3063	4330*	4330*	2531*	2235	1606	2425	2425	1708*	1427	1080	1608	1608	1265*	1027	796	1183	1183	1006*	845	660	985	985
	(9547)*	(9547)*	(6753)	(9547)*	(9547)*	(5581)*	(4928)	(3541)	(5348)	(5348)	(3765)*	(3146)	(2382)	(3545)	(3545)	(2788)*	(2265)	(1754)	(2609)	(2609)	(2219)*	(1864)	(1456)	(2172)	(2172)
<b>-1 m</b> (-3' - 3")	3538*	3538*	3093	3538*	3538*	2275*	2223	1596	2275*	2275*	1587*	1407	1062	1587*	1587*	1128*	1020	789	1128*	1128*	971*	944	734	971*	971*
	(7801)*	(7801)*	(6820)	(7801)*	(7801)*	(5017)*	(4902)	(3519)	(5017)*	(5017)*	(3500)*	(3102)	(2342)	(3500)*	(3500)*	(2488)*	(2250)	(1740)	(2488)*	(2488)*	(2141)*	(2081)	(1618)	(2141)*	(2141)*
<b>-2 m</b> (6' - 7")	2509*	2509*	2509*	2509*	2509*	1737*	1737*	1632	1737*	1737*	1207*	1207*	1085	1207*	1207*	-	-	-	-	-	869*	869*	869*	869*	869*
	(5533)*	(5533)*	(5533)*	(5533)*	(5533)*	(3830)*	(3830)*	(3599)	(3830)*	(3830)*	(2661)*	(2661)*	(2393)	(2661)*	(2661)*	-	-	-	-	-	(1915)*	(1915)*	(1915)*	(1915)*	(1915)*

Tab.26: Hubkrafttabellen EW65 – Verstellausleger, Löffelstiel lang, Zwillingbereifung, Parallelschild vorne

## Hubkrafttabellen EW65


A B	2 m ( 6'-7" )					3 m ( 9'-10" )					4 m ( 13'-1" )					5 m ( 16' - 5" )									
	I	II	III	IV	V	I	II	III	IV	V	I	II	III	IV	V	I	II	III	IV	V					
<b>4 m</b> (13'-1")	-	-	-	-	-	-	-	-	-	-	1240*	1240*	1240*	1240*	1240*	-	-	-	-	-	1190*	1190*	919	1190*	1190*
	-	-	-	-	-	-	-	-	-	-	(2735)*	(2735)*	(2735)*	(2735)*	(2735)*	-	-	-	-	-	(2623)*	(2623)*	(2026)	(2623)*	(2623)*
<b>3 m</b> (9' - 10")	-	-	-	-	-	1721*	1721*	1721*	1721*	1721*	1360*	1360*	1272	1360*	1360*	1181*	1163	885	1181*	1181*	1141*	1014	771	1078	1078
	-	-	-	-	-	(3794)*	(3794)*	(3794)*	(3794)*	(3794)*	(2999)*	(2999)*	(2806)	(2999)*	(2999)*	(2603)*	(2564)	(1951)	(2603)*	(2603)*	(2516)*	(2235)	(1699)	(2377)	(2377)
<b>2 m</b> (6' - 7" )	3234*	3234*	3234*	3234*	3234*	2260*	2260*	1788	2260*	2260*	1554*	1554*	1187	1554*	1554*	1242*	1124	849	1189	1189	1118*	927	702	992	992
	(7130)*	(7130)*	(7130)*	(7130)*	(7130)*	(4984)*	(4984)*	(3943)	(4984)*	(4984)*	(3426)*	(3426)*	(2617)	(3426)*	(3426)*	(2740)*	(2479)	(1873)	(2622)	(2622)	(2465)*	(2045)	(1547)	(2187)	(2187)
<b>1 m</b> (3' - 3" )	4961*	4961*	3170	4776	4776	2571*	2343	1630	2352	2352	1703*	1510	1108	1571	1571	1291*	1083	812	1150	1150	1102*	906	682	971	971
	(10940)*	(10940)*	(6990)	(10532)	(10532)	(5668)*	(5165)	(3593)	(5186)	(5186)	(3756)*	(3329)	(2444)	(3463)	(3463)	(2847)*	(2388)	(1790)	(2536)	(2536)	(2431)*	(1997)	(1504)	(2141)	(2141)
<b>0 m</b> (0' - 0" )	4088*	4088*	3065	4088*	4088*	2488*	2284	1580	2299	2299	1712*	1460	1064	1524	1524	1259*	1058	788	1126	1126	968*	945	709	968*	968*
	(9015)*	(9015)*	(6759)	(9015)*	(9015)*	(5486)*	(5036)	(3484)	(5069)	(5069)	(3775)*	(3219)	(2345)	(3361)	(3361)	(2775)*	(2333)	(1739)	(2483)	(2483)	(2134)*	(2083)	(1562)	(2134)*	(2134)*
<b>-1 m</b> (-3' - 3" )	3040*	3040*	3040*	3040*	3040*	2148*	2148*	1587	2148*	2148*	1528*	1453	1057	1517	1517	-	-	-	-	-	1027*	1027*	800	1027*	1027*
	(6702)*	(6702)*	(6702)*	(6702)*	(6702)*	(4737)*	(4737)*	(3498)	(4737)*	(4737)*	(3369)*	(3203)	(2331)	(3345)	(3345)	-	-	-	-	-	(2265)*	(2265)*	(1765)	(2265)*	(2265)*
<b>-2 m</b> (6' - 7" )	2764*	2764*	2764*	2764*	2764*	1506*	1506*	1506*	1506*	1506*	1003*	1003*	1003*	1003*	1003*	-	-	-	-	-	869*	869*	869*	869*	869*
	(6094)*	(6094)*	(6094)*	(6094)*	(6094)*	(3320)*	(3320)*	(3320)*	(3320)*	(3320)*	(2212)*	(2212)*	(2212)*	(2212)*	(2212)*	-	-	-	-	-	(1915)*	(1915)*	(1915)*	(1915)*	(1915)*

Tab.27: Hubkrafttabellen EW65 – Verstellausleger, Löffelstiel kurz, Zwillingbereifung, Planierschild vorne


A B	2 m ( 6'-7" )					3 m ( 9'-10" )					4 m ( 13'-1" )					5 m ( 16' - 5" )									
	I	II	III	IV	V	I	II	III	IV	V	I	II	III	IV	V	I	II	III	IV	V					
<b>4 m</b> (13'-1")	-	-	-	-	-	-	-	-	-	-	1125*	1125*	1125*	1125*	1125*	1079*	1079*	910	1079*	1079*	1083*	1081	823	1083*	1083*
	-	-	-	-	-	-	-	-	-	-	(2480)*	(2480)*	(2480)*	(2480)*	(2480)*	(2380)*	(2380)*	(2006)	(2380)*	(2380)*	(2388)*	(2383)	(1816)	(2388)*	(2388)*
<b>3 m</b> (9' - 10")	-	-	-	-	-	1523*	1523*	1523*	1523*	1523*	1255*	1255*	1255*	1255*	1255*	1106*	1106*	891	1106*	1106*	1047*	925	702	988	988
	-	-	-	-	-	(3358)*	(3358)*	(3358)*	(3358)*	(3358)*	(2767)*	(2767)*	(2767)*	(2767)*	(2767)*	(2439)*	(2439)*	(1966)	(2439)*	(2439)*	(2310)*	(2039)	(1547)	(2178)	(2178)
<b>2 m</b> (6' - 7" )	2823*	2823*	2823*	2823*	2823*	2078*	2078*	1836	2078*	2078*	1466*	1466*	1199	1466*	1466*	1186*	1127	851	1186*	1186*	1031*	851	642	914	914
	(6225)*	(6225)*	(6225)*	(6225)*	(6225)*	(4582)*	(4582)*	(4048)	V*	(4582)*	(3232)*	(3232)*	(2644)	(3232)*	(3232)*	(2616)*	(2485)	(1876)	(2616)*	(2616)*	(2272)*	(1876)	(1416)	(2016)	(2016)
<b>1 m</b> (3' - 3" )	4770*	4770*	3172	4770*	4770*	2496*	2368	1648	2373	2373	1650*	1515	1111	1575	1575	1259*	1080	807	1146	1146	1020*	831	624	895	895
	(10518)*	(10518)*	(6993)	(10518)*	(10518)*	(5503)*	(5221)	(3635)	(5232)	(5232)	(3639)*	(3341)	(2450)	(3472)	(3472)	(2775)*	(2380)	(1779)	(2526)	(2526)	(2250)*	(1832)	(1375)	(1973)	(1973)
<b>0 m</b> (0' - 0" )	4330*	4330*	2994	4330*	4330*	2531*	2274	1569	2288	2288	1708*	1452	1054	1515	1515	1265*	1046	776	1114	1114	1006*	861	644	926	926
	(9547)*	(9547)*	(6601)	(9547)*	(9547)*	(5581)*	(5013)	(3459)	(5045)	(5045)	(3765)*	(3201)	(2325)	(3341)	(3341)	(2788)*	(2306)	(1711)	(2456)	(2456)	(2219)*	(1899)	(1419)	(2043)	(2043)
<b>-1 m</b> (-3' - 3" )	3538*	3538*	3024	3538*	3538*	2275*	2262	1559	2275*	2275*	1587*	1432	1037	1497	1497	1128*	1039	770	1107	1107	971*	961	716	971*	971*
	(7801)*	(7801)*	(6668)	(7801)*	(7801)*	(5017)*	(4988)	(3437)	(5017)*	(5017)*	(3500)*	(3157)	(2286)	(3300)	(3300)	(2488)*	(2291)	(1697)	(2442)	(2442)	(2141)*	(2119)	(1578)	(2141)*	(2141)*
<b>-2 m</b> (6' - 7" )	2509*	2509*	2509*	2509*	2509*	1737*	1737*	1595	1737*	1737*	1207*	1207*	1060	1207*	1207*	-	-	-	-	-	869*	869*	869*	869*	869*
	(5533)*	(5533)*	(5533)*	(5533)*	(5533)*	(3830)*	(3830)*	(3517)	(3830)*	(3830)*	(2661)*	(2661)*	(2336)	(2661)*	(2661)*	-	-	-	-	-	(1915)*	(1915)*	(1915)*	(1915)*	(1915)*

Tab.28: Hubkrafttabellen EW65 – Verstellausleger, Löffelstiel lang, Zwillingbereifung, Planierschild vorne

## Hubkrafttabellen EW65


A B	2 m ( 6'-7" )					3 m ( 9'-10" )					4 m ( 13'-1" )					5 m ( 16' - 5" )									
	I	II	III	IV	V	I	II	III	IV	V	I	II	III	IV	V	I	II	III	IV	V		I	II	III	IV
<b>4 m</b> (13'-1")	-	-	-	-	-	-	-	-	-	-	1161*	1161*	1161*	1161*	1161*	-	-	-	-	-	1227*	1227*	1113	1227*	1227*
	-	-	-	-	-	-	-	-	-	-	(2560)*	(2560)*	(2560)*	(2560)*	(2560)*	-	-	-	-	-	(2706)*	(2706)*	(2455)	(2706)*	(2706)*
<b>3 m</b> (9' - 10")	-	-	-	-	-	-	-	-	-	-	1252*	1252*	1252*	1252*	1252*	1226*	1226*	921	1041	1226*	1229*	1229*	920	1039	1229*
	-	-	-	-	-	-	-	-	-	-	(2761)*	(2761)*	(2761)*	(2761)*	(2761)*	(2703)*	(2703)*	(2031)	(2295)	(2703)*	(2710)*	(2710)*	(2028)	(2292)	(2710)*
<b>2 m</b> (6' - 7")	-	-	-	-	-	2010*	2010*	1914	2010*	2010*	1490*	1490*	1258	1431	1490*	1281*	1281*	902	1021	1281*	1255*	1255*	836	946	1255*
	-	-	-	-	-	(4433)*	(4433)*	(4220)	(4433)*	(4433)*	(3285)*	(3285)*	(2773)	(3156)	(3285)*	(2825)*	(2825)*	(1989)	(2252)	(2825)*	(2768)*	(2768)*	(1844)	(2086)	(2768)*
<b>1 m</b> (3' - 3")	-	-	-	-	-	2576*	2576*	1780	2073	2576*	1728*	1728*	1197	1368	1728*	1362*	1360	876	995	1362*	1295*	1263	815	925	1295*
	-	-	-	-	-	(5679)*	(5679)*	(3925)	(4571)	(5679)*	(3810)*	(3810)*	(2640)	(3017)	(3810)*	(3004)*	(2998)	(1933)	(2193)	(3004)*	(2855)*	(2785)	(1798)	(2039)	(2855)*
<b>0 m</b> (0' - 0")	4853*	4853*	3263	4024	4853*	2743*	2743*	1723	2012	2743*	1841*	1841*	1160	1329	1841*	1361*	1344	862	980	1361*	1343*	1330	854	970	1343*
	(10701)*	(10701)*	(7196)	(8873)	(10701)*	(6048)*	(6048)*	(3799)	(4437)	(6048)*	(4060)*	(4060)*	(2557)	(2931)	(4060)*	(3001)*	(2964)	(1901)	(2161)	(3001)*	(2961)*	(2933)	(1882)	(2139)	(2961)*
<b>-1 m</b> (-3' - 3")	4233*	4233*	3294	4058	4233*	2550*	2550*	1721	2010	2550*	1731*	1731*	1155	1324	1731*	-	-	-	-	-	1387*	1387*	982	1120	1387*
	(9334)*	(9334)*	(7263)	(8949)	(9334)*	(5623)*	(5623)*	(3794)	(4431)	(5623)*	(3817)*	(3817)*	(2546)	(2919)	(3817)*	-	-	-	-	-	(3058)*	(3058)*	(2166)	(2469)	(3058)*
<b>-2 m</b> (6' - 7")	3019*	3019*	3019*	3019*	3019*	1904*	1904*	1766	1904*	1904*	-	-	-	-	-	-	-	-	-	-	1375*	1375*	1362	1375*	1375*
	(6657)*	(6657)*	(6657)*	(6657)*	(6657)*	(4199)*	(4199)*	(3894)	(4199)*	(4199)*	-	-	-	-	-	-	-	-	-	-	(3031)*	(3031)*	(3003)	(3031)*	(3031)*

Tab.29: Hubkrafttabellen EW65 – Monoausleger, Löffelstiel kurz, Zwillingbereifung, Planierschild hinten, Greiferbügel vorne


A B	2 m ( 6'-7" )					3 m ( 9'-10" )					4 m ( 13'-1" )					5 m ( 16' - 5" )									
	I	II	III	IV	V	I	II	III	IV	V	I	II	III	IV	V	I	II	III	IV	V		I	II	III	IV
<b>4 m</b> (13'-1")	-	-	-	-	-	-	-	-	-	-	1001*	1001*	1001*	1001*	1001*	-	-	-	-	-	1114*	1114*	982	1109	1114*
	-	-	-	-	-	-	-	-	-	-	(2208)*	(2208)*	(2208)*	(2208)*	(2208)*	-	-	-	-	-	(2457)*	(2457)*	(2164)	(2445)	(2457)*
<b>3 m</b> (9' - 10")	-	-	-	-	-	-	-	-	-	-	1113*	1113*	1113*	1113*	1113*	1105*	1105*	927	1047	1105*	1122*	1122*	830	938	1122*
	-	-	-	-	-	-	-	-	-	-	(2455)*	(2455)*	(2455)*	(2455)*	(2455)*	(2436)*	(2436)*	(2043)	(2309)	(2436)*	(2475)*	(2475)*	(1830)	(2069)	(2475)*
<b>2 m</b> (6' - 7")	-	-	-	-	-	1763*	1763*	1763*	1763*	1763*	1364*	1364*	1264	1364*	1364*	1193*	1193*	901	1020	1193*	1149*	1149*	760	862	1149*
	-	-	-	-	-	(3886)*	(3886)*	(3886)*	V*	(3886)*	(3007)*	(3007)*	(2788)	(3007)*	(3007)*	(2630)*	(2630)*	(1986)	(2250)	(2630)*	(2533)*	(2533)*	(1677)	(1900)	(2533)*
<b>1 m</b> (3' - 3")	-	-	-	-	-	2415*	2415*	1794	2089	2415*	1637*	1637*	1197	1369	1637*	1305*	1305*	870	988	1305*	1186*	1154	742	842	1186*
	-	-	-	-	-	(5324)*	(5324)*	(3957)	(4606)	(5324)*	(3609)*	(3609)*	(2639)	(3018)	(3609)*	(2877)*	(2877)*	(1917)	(2179)	(2877)*	(2615)*	(2545)	(1636)	(1857)	(2615)*
<b>0 m</b> (0' - 0")	5110*	5110*	3225	3983	5110*	2709*	2709*	1715	2004	2709*	1805*	1805*	1150	1320	1805*	1361*	1329	847	965	1361*	1231*	1206	771	877	1231*
	(11268)*	(11268)*	(7111)	(8782)	(11268)*	(5972)*	(5972)*	(3781)	(4419)	(5972)*	(3980)*	(3980)*	(2536)	(2910)	(3980)*	(3000)*	(2931)	(1868)	(2128)	(3000)*	(2714)*	(2660)	(1701)	(1935)	(2714)*
<b>-1 m</b> (-3' - 3")	4600*	4600*	3244	4004	4600*	2632*	2632*	1697	1985	2632*	1778*	1778*	1134	1303	1778*	-	-	-	-	-	1276*	1276*	869	991	1276*
	(10144)*	(10144)*	(7153)	(8829)	(10144)*	(5804)*	(5804)*	(3742)	(4378)	(5804)*	(3921)*	(3921)*	(2501)	(2874)	(3921)*	-	-	-	-	-	(2813)*	(2813)*	(1917)	(2185)	(2813)*
<b>-2 m</b> (6' - 7")	3576*	3576*	3313	3576*	3576*	2163*	2163*	1726	2017	2163*	1374*	1374*	1161	1332	1374*	-	-	-	-	-	1294*	1294*	1129	1293	1294*
	(7884)*	(7884)*	(7305)	(7884)*	(7884)*	(4769)*	(4769)*	(3806)	(4446)	(4769)*	(3031)*	(3031)*	(2561)	(2936)	(3031)*	-	-	-	-	-	(2853)*	(2853)*	(2490)	(2851)	(2853)*

Tab.30: Hubkrafttabellen EW65 – Monoausleger, Löffelstiel lang, Zwillingbereifung, Planierschild hinten, Greiferbügel vorne

## Hubkrafttabellen EW65


A B	2 m ( 6'-7" )					3 m ( 9'-10" )					4 m ( 13'-1" )					5 m ( 16' - 5" )									
	I	II	III	IV	V	I	II	III	IV	V	I	II	III	IV	V	I	II	III	IV	V		I	II	III	IV
<b>4 m</b> (13'-1")	-	-	-	-	-	-	-	-	-	-	1161*	1161*	1161*	1161*	1161*	-	-	-	-	-	1227*	1227*	1122	1227*	1227*
	-	-	-	-	-	-	-	-	-	-	(2560)*	(2560)*	(2560)*	(2560)*	(2560)*	-	-	-	-	-	(2706)*	(2706)*	(2473)	(2706)*	(2706)*
<b>3 m</b> (9' - 10")	-	-	-	-	-	-	-	-	-	-	1252*	1252*	1252*	1252*	1252*	1226*	1226*	928	1039	1226*	1229*	1229*	927	1038	1229*
	-	-	-	-	-	-	-	-	-	-	(2761)*	(2761)*	(2761)*	(2761)*	(2761)*	(2703)*	(2703)*	(2047)	(2291)	(2703)*	(2710)*	(2710)*	(2045)	(2288)	(2710)*
<b>2 m</b> (6' - 7")	-	-	-	-	-	2010*	2010*	1928	2010*	2010*	1490*	1490*	1267	1429	1490*	1281*	1281*	910	1019	1281*	1255*	1255*	843	944	1255*
	-	-	-	-	-	(4433)*	(4433)*	(4250)	(4433)*	(4433)*	(3285)*	(3285)*	(2794)	(3151)	(3285)*	(2825)*	(2825)*	(2006)	(2248)	(2825)*	(2768)*	(2768)*	(1859)	(2082)	(2768)*
<b>1 m</b> (3' - 3")	-	-	-	-	-	2576*	2576*	1794	2069	2576*	1728*	1728*	1207	1366	1728*	1362*	1362*	884	993	1362*	1295*	1284	822	923	1295*
	-	-	-	-	-	(5679)*	(5679)*	(3956)	(4562)	(5679)*	(3810)*	(3810)*	(2661)	(3012)	(3810)*	(3004)*	(3004)*	(1949)	(2189)	(3004)*	(2855)*	(2831)	(1813)	(2035)	(2855)*
<b>0 m</b> (0' - 0")	4853*	4853*	3289	4017	4853*	2743*	2743*	1737	2008	2743*	1841*	1841*	1169	1327	1841*	1361*	1361*	869	978	1361*	1343*	1343*	861	968	1343*
	(10701)*	(10701)*	(7253)	(8857)	(10701)*	(6048)*	(6048)*	(3830)	(4428)	(6048)*	(4060)*	(4060)*	(2578)	(2925)	(4060)*	(3001)*	(3001)*	(1917)	(2156)	(3001)*	(2961)*	(2961)*	(1898)	(2135)	(2961)*
<b>-1 m</b> (-3' - 3")	4233*	4233*	3320	4051	4233*	2550*	2550*	1735	2006	2550*	1731*	1731*	1164	1321	1731*	-	-	-	-	-	1387*	1387*	990	1117	1387*
	(9334)*	(9334)*	(7320)	(8932)	(9334)*	(5623)*	(5623)*	(3825)	(4423)	(5623)*	(3817)*	(3817)*	(2567)	(2913)	(3817)*	-	-	-	-	-	(3058)*	(3058)*	(2184)	(2464)	(3058)*
<b>-2 m</b> (6' - 7")	3019*	3019*	3019*	3019*	3019*	1904*	1904*	1780	1904*	1904*	-	-	-	-	-	-	-	-	-	-	1375*	1375*	1373	1375*	1375*
	(6657)*	(6657)*	(6657)*	(6657)*	(6657)*	(4199)*	(4199)*	(3924)	(4199)*	(4199)*	-	-	-	-	-	-	-	-	-	-	(3031)*	(3031)*	(3027)	(3031)*	(3031)*

Tab.31: Hubkrafttabellen EW65 – Monoausleger, Löffelstiel kurz, Zwillingbereifung, Pratzen hinten, Greiferbügel vorne


A B	2 m ( 6'-7" )					3 m ( 9'-10" )					4 m ( 13'-1" )					5 m ( 16' - 5" )									
	I	II	III	IV	V	I	II	III	IV	V	I	II	III	IV	V	I	II	III	IV	V		I	II	III	IV
<b>4 m</b> (13'-1")	-	-	-	-	-	-	-	-	-	-	1001*	1001*	1001*	1001*	1001*	-	-	-	-	-	1114*	1114*	989	1107	1114*
	-	-	-	-	-	-	-	-	-	-	(2208)*	(2208)*	(2208)*	(2208)*	(2208)*	-	-	-	-	-	(2457)*	(2457)*	(2181)	(2441)	(2457)*
<b>3 m</b> (9' - 10")	-	-	-	-	-	-	-	-	-	-	1113*	1113*	1113*	1113*	1113*	1105*	1105*	934	1045	1105*	1122*	1122*	837	937	1122*
	-	-	-	-	-	-	-	-	-	-	(2455)*	(2455)*	(2455)*	(2455)*	(2455)*	(2436)*	(2436)*	(2059)	(2305)	(2436)*	(2475)*	(2475)*	(1845)	(2065)	(2475)*
<b>2 m</b> (6' - 7")	-	-	-	-	-	1763*	1763*	1763*	1763*	1763*	1364*	1364*	1274	1364*	1364*	1193*	1193*	908	1018	1193*	1149*	1149*	767	860	1149*
	-	-	-	-	-	(3886)*	(3886)*	(3886)*	V*	(3886)*	(3007)*	(3007)*	(2809)	(3007)*	(3007)*	(2630)*	(2630)*	(2002)	(2246)	(2630)*	(2533)*	(2533)*	(1691)	(1896)	(2533)*
<b>1 m</b> (3' - 3")	-	-	-	-	-	2415*	2415*	1808	2085	2415*	1637*	1637*	1206	1366	1637*	1305*	1305*	877	986	1305*	1186*	1174	749	841	1186*
	-	-	-	-	-	(5324)*	(5324)*	(3987)	(4598)	(5324)*	(3609)*	(3609)*	(2660)	(3012)	(3609)*	(2877)*	(2877)*	(1933)	(2175)	(2877)*	(2615)*	(2588)	(1650)	(1854)	(2615)*
<b>0 m</b> (0' - 0")	5110*	5110*	3251	3975	5110*	2709*	2709*	1729	2000	2709*	1805*	1805*	1160	1317	1805*	1361*	1352	854	963	1361*	1231*	1227	778	876	1231*
	(11268)*	(11268)*	(7168)	(8766)	(11268)*	(5972)*	(5972)*	(3812)	(4411)	(5972)*	(3980)*	(3980)*	(2557)	(2904)	(3980)*	(3000)*	(2981)	(1884)	(2124)	(3000)*	(2714)*	(2705)	(1716)	(1931)	(2714)*
<b>-1 m</b> (-3' - 3")	4600*	4600*	3270	3997	4600*	2632*	2632*	1711	1982	2632*	1778*	1778*	1144	1301	1778*	-	-	-	-	-	1276*	1276*	877	989	1276*
	(10144)*	(10144)*	(7210)	(8813)	(10144)*	(5804)*	(5804)*	(3773)	(4370)	(5804)*	(3921)*	(3921)*	(2522)	(2868)	(3921)*	-	-	-	-	-	(2813)*	(2813)*	(1934)	(2181)	(2813)*
<b>-2 m</b> (6' - 7")	3576*	3576*	3339	3576*	3576*	2163*	2163*	1740	2013	2163*	1374*	1374*	1171	1329	1374*	-	-	-	-	-	1294*	1294*	1138	1290	1294*
	(7884)*	(7884)*	(7362)	(7884)*	(7884)*	(4769)*	(4769)*	(3837)	(4438)	(4769)*	(3031)*	(3031)*	(2582)	(2931)	(3031)*	-	-	-	-	-	(2853)*	(2853)*	(2510)	(2846)	(2853)*

Tab.32: Hubkrafttabellen EW65 – Monoausleger, Löffelstiel lang, Zwillingbereifung, Pratzen hinten, Greiferbügel vorne

## Hubkrafttabellen EW65


A B	2 m ( 6'-7" )					3 m ( 9'-10" )					4 m ( 13'-1" )					5 m ( 16' - 5" )									
	I	II	III	IV	V	I	II	III	IV	V	I	II	III	IV	V	I	II	III	IV	V					
<b>4 m</b> (13'-1")	-	-	-	-	-	-	-	-	-	-	1161*	1161*	1161*	1161*	1161*	-	-	-	-	-	1227*	1227*	1207	1227*	1227*
	-	-	-	-	-	-	-	-	-	-	(2560)*	(2560)*	(2560)*	(2560)*	(2560)*	-	-	-	-	-	(2706)*	(2706)*	(2662)	(2706)*	(2706)*
<b>3 m</b> (9' - 10")	-	-	-	-	-	-	-	-	-	-	1252*	1252*	1252*	1252*	1252*	1226*	1226*	1003	1226*	1226*	1229*	1229*	1002	1229*	1229*
	-	-	-	-	-	-	-	-	-	-	(2761)*	(2761)*	(2761)*	(2761)*	(2761)*	(2703)*	(2703)*	(2212)	(2703)*	(2703)*	(2710)*	(2710)*	(2209)	(2710)*	(2710)*
<b>2 m</b> (6' - 7")	-	-	-	-	-	2010*	2010*	2010*	2010*	2010*	1490*	1490*	1365	1490*	1490*	1281*	1281*	984	1281*	1281*	1255*	1244	914	1192	1255*
	-	-	-	-	-	(4433)*	(4433)*	(4433)*	(4433)*	(4433)*	(3285)*	(3285)*	(3011)	(3285)*	(3285)*	(2825)*	(2825)*	(2170)	(2825)*	(2825)*	(2768)*	(2743)	(2014)	(2629)	(2768)*
<b>1 m</b> (3' - 3")	-	-	-	-	-	2576*	2576*	1937	2576*	2576*	1728*	1728*	1305	1716	1728*	1362*	1314	959	1256	1362*	1295*	1220	893	1170	1295*
	-	-	-	-	-	(5679)*	(5679)*	(4272)	(5679)*	(5679)*	(3810)*	(3810)*	(2878)	(3783)	(3810)*	(3004)*	(2898)	(2114)	(2770)	(3004)*	(2855)*	(2691)	(1968)	(2580)	(2855)*
<b>0 m</b> (0' - 0")	4853*	4853*	3553	4853*	4853*	2743*	2743*	1880	2529	2743*	1841*	1784	1268	1676	1841*	1361*	1299	944	1241	1361*	1343*	1285	935	1229	1343*
	(10701)*	(10701)*	(7835)	(10701)*	(10701)*	(6048)*	(6048)*	(4146)	(5575)	(6048)*	(4060)*	(3934)	(2795)	(3696)	(4060)*	(3001)*	(2863)	(2082)	(2737)	(3001)*	(2961)*	(2833)	(2062)	(2710)	(2961)*
<b>-1 m</b> (-3' - 3")	4233*	4233*	3584	4233*	4233*	2550*	2550*	1878	2526	2550*	1731*	1731*	1262	1671	1731*	-	-	-	-	-	1387*	1387*	1074	1387*	1387*
	(9334)*	(9334)*	(7902)	(9334)*	(9334)*	(5623)*	(5623)*	(4141)	(5570)	(5623)*	(3817)*	(3817)*	(2784)	(3684)	(3817)*	-	-	-	-	-	(3058)*	(3058)*	(2369)	(3058)*	(3058)*
<b>-2 m</b> (6' - 7")	3019*	3019*	3019*	3019*	3019*	1904*	1904*	1904*	1904*	1904*	-	-	-	-	-	-	-	-	-	-	1375*	1375*	1375*	1375*	1375*
	(6657)*	(6657)*	(6657)*	(6657)*	(6657)*	(4199)*	(4199)*	(4199)*	(4199)*	(4199)*	-	-	-	-	-	-	-	-	-	-	(3031)*	(3031)*	(3031)*	(3031)*	(3031)*

Tab.33: Hubkrafttabellen EW65 – Monoausleger, Löffelstiel kurz, Zwillingsbereifung, Pratzen hinten, Parallelschild vorne


A B	2 m ( 6'-7" )					3 m ( 9'-10" )					4 m ( 13'-1" )					5 m ( 16' - 5" )									
	I	II	III	IV	V	I	II	III	IV	V	I	II	III	IV	V	I	II	III	IV	V					
<b>4 m</b> (13'-1")	-	-	-	-	-	-	-	-	-	-	1001*	1001*	1001*	1001*	1001*	-	-	-	-	-	1114*	1114*	1067	1114*	1114*
	-	-	-	-	-	-	-	-	-	-	(2208)*	(2208)*	(2208)*	(2208)*	(2208)*	-	-	-	-	-	(2457)*	(2457)*	(2352)	(2457)*	(2457)*
<b>3 m</b> (9' - 10")	-	-	-	-	-	-	-	-	-	-	1113*	1113*	1113*	1113*	1113*	1105*	1105*	1009	1105*	1105*	1122*	1122*	906	1122*	1122*
	-	-	-	-	-	-	-	-	-	-	(2455)*	(2455)*	(2455)*	(2455)*	(2455)*	(2436)*	(2436)*	(2224)	(2436)*	(2436)*	(2475)*	(2475)*	(1998)	(2475)*	(2475)*
<b>2 m</b> (6' - 7")	-	-	-	-	-	1763*	1763*	1763*	1763*	1763*	1364*	1364*	1364*	1364*	1364*	1193*	1193*	983	1193*	1193*	1149*	1135	833	1091	1149*
	-	-	-	-	-	(3886)*	(3886)*	(3886)*	V*	(3886)*	(3007)*	(3007)*	(3007)*	(3007)*	(3007)*	(2630)*	(2630)*	(2167)	(2630)*	(2630)*	(2533)*	(2503)	(1836)	(2406)	(2533)*
<b>1 m</b> (3' - 3")	-	-	-	-	-	2415*	2415*	1952	2415*	2415*	1637*	1637*	1305	1637*	1637*	1305*	1305*	952	1250	1305*	1186*	1115	814	1072	1186*
	-	-	-	-	-	(5324)*	(5324)*	(4303)	(5324)*	(5324)*	(3609)*	(3609)*	(2877)	(3609)*	(3609)*	(2877)*	(2877)*	(2098)	(2755)	(2877)*	(2615)*	(2458)	(1796)	(2363)	(2615)*
<b>0 m</b> (0' - 0")	5110*	5110*	3515	4991	5110*	2709*	2709*	1872	2521	2709*	1805*	1775	1258	1667	1805*	1361*	1284	929	1226	1361*	1231*	1165	847	1117	1231*
	(11268)*	(11268)*	(7750)	(11005)	(11268)*	(5972)*	(5972)*	(4127)	(5558)	(5972)*	(3980)*	(3914)	(2773)	(3675)	(3980)*	(3000)*	(2831)	(2049)	(2704)	(3000)*	(2714)*	(2568)	(1868)	(2464)	(2714)*
<b>-1 m</b> (-3' - 3")	4600*	4600*	3534	4600*	4600*	2632*	2632*	1854	2502	2632*	1778*	1757	1242	1650	1778*	-	-	-	-	-	1276*	1276*	953	1259	1276*
	(10144)*	(10144)*	(7792)	(10144)*	(10144)*	(5804)*	(5804)*	(4089)	(5517)	(5804)*	(3921)*	(3875)	(2738)	(3639)	(3921)*	-	-	-	-	-	(2813)*	(2813)*	(2102)	(2775)	(2813)*
<b>-2 m</b> (6' - 7")	3576*	3576*	3576*	3576*	3576*	2163*	2163*	1883	2163*	2163*	1374*	1374*	1269	1374*	1374*	-	-	-	-	-	1294*	1294*	1234	1294*	1294*
	(7884)*	(7884)*	(7884)*	(7884)*	(7884)*	(4769)*	(4769)*	(4153)	(4769)*	(4769)*	(3031)*	(3031)*	(2799)	(3031)*	(3031)*	-	-	-	-	-	(2853)*	(2853)*	(2721)	(2853)*	(2853)*

Tab.34: Hubkrafttabellen EW65 – Monoausleger, Löffelstiel lang, Zwillingsbereifung, Pratzen hinten, Parallelschild vorne

## Hubkrafttabellen EW65


A B	2 m ( 6'-7" )					3 m ( 9'-10" )					4 m ( 13'-1" )					5 m ( 16' - 5" )									
	I	II	III	IV	V	I	II	III	IV	V	I	II	III	IV	V	I	II	III	IV	V					
<b>4 m</b> (13'-1")	-	-	-	-	-	-	-	-	-	-	1161*	1161*	1161*	1161*	1161*	-	-	-	-	-	1227*	1227*	1207	1227*	1227*
	-	-	-	-	-	-	-	-	-	-	(2560)*	(2560)*	(2560)*	(2560)*	(2560)*	-	-	-	-	-	(2706)*	(2706)*	(2662)	(2706)*	(2706)*
<b>3 m</b> (9' - 10")	-	-	-	-	-	-	-	-	-	-	1252*	1252*	1252*	1252*	1252*	1226*	1226*	1003	1226*	1226*	1229*	1229*	1002	1229*	1229*
	-	-	-	-	-	-	-	-	-	-	(2761)*	(2761)*	(2761)*	(2761)*	(2761)*	(2703)*	(2703)*	(2212)	(2703)*	(2703)*	(2710)*	(2710)*	(2209)	(2710)*	(2710)*
<b>2 m</b> (6' - 7")	-	-	-	-	-	2010*	2010*	2010*	2010*	2010*	1490*	1490*	1365	1490*	1490*	1281*	1281*	984	1217	1281*	1255*	1255*	914	1130	1255*
	-	-	-	-	-	(4433)*	(4433)*	(4433)*	(4433)*	(4433)*	(3285)*	(3285)*	(3011)	(3285)*	(3285)*	(2825)*	(2825)*	(2170)	(2683)	(2825)*	(2768)*	(2768)*	(2014)	(2492)	(2768)*
<b>1 m</b> (3' - 3")	-	-	-	-	-	2576*	2576*	1937	2459	2576*	1728*	1728*	1305	1628	1728*	1362*	1362*	959	1190	1362*	1295*	1286	893	1108	1295*
	-	-	-	-	-	(5679)*	(5679)*	(4272)	(5421)	(5679)*	(3810)*	(3810)*	(2878)	(3589)	(3810)*	(3004)*	(3004)*	(2114)	(2624)	(3004)*	(2855)*	(2835)	(1968)	(2443)	(2855)*
<b>0 m</b> (0' - 0")	4853*	4853*	3553	4777	4853*	2743*	2743*	1880	2398	2743*	1841*	1841*	1268	1588	1841*	1361*	1361*	944	1175	1361*	1343*	1343*	935	1163	1343*
	(10701)*	(10701)*	(7835)	(10534)	(10701)*	(6048)*	(6048)*	(4146)	(5287)	(6048)*	(4060)*	(4060)*	(2795)	(3502)	(4060)*	(3001)*	(3001)*	(2082)	(2591)	(3001)*	(2961)*	(2961)*	(2062)	(2565)	(2961)*
<b>-1 m</b> (-3' - 3")	4233*	4233*	3584	4233*	4233*	2550*	2550*	1878	2395	2550*	1731*	1731*	1262	1583	1731*	-	-	-	-	-	1387*	1387*	1074	1340	1387*
	(9334)*	(9334)*	(7902)	(9334)*	(9334)*	(5623)*	(5623)*	(4141)	(5282)	(5623)*	(3817)*	(3817)*	(2784)	(3491)	(3817)*	-	-	-	-	-	(3058)*	(3058)*	(2369)	(2954)	(3058)*
<b>-2 m</b> (6' - 7")	3019*	3019*	3019*	3019*	3019*	1904*	1904*	1904*	1904*	1904*	-	-	-	-	-	-	-	-	-	-	1375*	1375*	1375*	1375*	1375*
	(6657)*	(6657)*	(6657)*	(6657)*	(6657)*	(4199)*	(4199)*	(4199)*	(4199)*	(4199)*	-	-	-	-	-	-	-	-	-	-	(3031)*	(3031)*	(3031)*	(3031)*	(3031)*

Tab.35: Hubkrafttabellen EW65 – Monoausleger, Löffelstiel kurz, Zwillingbereifung, Pratzen vorne, Parallelschild hinten


A B	2 m ( 6'-7" )					3 m ( 9'-10" )					4 m ( 13'-1" )					5 m ( 16' - 5" )									
	I	II	III	IV	V	I	II	III	IV	V	I	II	III	IV	V	I	II	III	IV	V					
<b>4 m</b> (13'-1")	-	-	-	-	-	-	-	-	-	-	1001*	1001*	1001*	1001*	1001*	-	-	-	-	-	1114*	1114*	1067	1114*	1114*
	-	-	-	-	-	-	-	-	-	-	(2208)*	(2208)*	(2208)*	(2208)*	(2208)*	-	-	-	-	-	(2457)*	(2457)*	(2352)	(2457)*	(2457)*
<b>3 m</b> (9' - 10")	-	-	-	-	-	-	-	-	-	-	1113*	1113*	1113*	1113*	1113*	1105*	1105*	1009	1105*	1105*	1122*	1122*	906	1119	1122*
	-	-	-	-	-	-	-	-	-	-	(2455)*	(2455)*	(2455)*	(2455)*	(2455)*	(2436)*	(2436)*	(2224)	(2436)*	(2436)*	(2475)*	(2475)*	(1998)	(2467)	(2475)*
<b>2 m</b> (6' - 7")	-	-	-	-	-	1763*	1763*	1763*	1763*	1763*	1364*	1364*	1364*	1364*	1364*	1193*	1193*	983	1193*	1193*	1149*	1149*	833	1033	1149*
	-	-	-	-	-	(3886)*	(3886)*	(3886)*	V*	(3886)*	(3007)*	(3007)*	(3007)*	(3007)*	(3007)*	(2630)*	(2630)*	(2167)	(2630)*	(2630)*	(2533)*	(2533)*	(1836)	(2278)	(2533)*
<b>1 m</b> (3' - 3")	-	-	-	-	-	2415*	2415*	1952	2415*	2415*	1637*	1637*	1305	1628	1637*	1305*	1305*	952	1183	1305*	1186*	1175	814	1014	1186*
	-	-	-	-	-	(5324)*	(5324)*	(4303)	(5324)*	(5324)*	(3609)*	(3609)*	(2877)	(3590)	(3609)*	(2877)*	(2877)*	(2098)	(2609)	(2877)*	(2615)*	(2592)	(1796)	(2235)	(2615)*
<b>0 m</b> (0' - 0")	5110*	5110*	3515	4736	5110*	2709*	2709*	1872	2390	2709*	1805*	1805*	1258	1579	1805*	1361*	1353	929	1160	1361*	1231*	1228	847	1057	1231*
	(11268)*	(11268)*	(7750)	(10443)	(11268)*	(5972)*	(5972)*	(4127)	(5270)	(5972)*	(3980)*	(3980)*	(2773)	(3482)	(3980)*	(3000)*	(2984)	(2049)	(2558)	(3000)*	(2714)*	(2708)	(1868)	(2330)	(2714)*
<b>-1 m</b> (-3' - 3")	4600*	4600*	3534	4600*	4600*	2632*	2632*	1854	2371	2632*	1778*	1778*	1242	1562	1778*	-	-	-	-	-	1276*	1276*	953	1191	1276*
	(10144)*	(10144)*	(7792)	(10144)*	(10144)*	(5804)*	(5804)*	(4089)	(5228)	(5804)*	(3921)*	(3921)*	(2738)	(3445)	(3921)*	-	-	-	-	-	(2813)*	(2813)*	(2102)	(2626)	(2813)*
<b>-2 m</b> (6' - 7")	3576*	3576*	3576*	3576*	3576*	2163*	2163*	1883	2163*	2163*	1374*	1374*	1269	1374*	1374*	-	-	-	-	-	1294*	1294*	1234	1294*	1294*
	(7884)*	(7884)*	(7884)*	(7884)*	(7884)*	(4769)*	(4769)*	(4153)	(4769)*	(4769)*	(3031)*	(3031)*	(2799)	(3031)*	(3031)*	-	-	-	-	-	(2853)*	(2853)*	(2721)	(2853)*	(2853)*

Tab.36: Hubkrafttabellen EW65 – Monoausleger, Löffelstiel lang, Zwillingbereifung, Pratzen vorne, Parallelschild hinten

## Hubkrafttabellen EW65


A B	2 m ( 6'-7" )					3 m ( 9'-10" )					4 m ( 13'-1" )					5 m ( 16' - 5" )									
	I	II	III	IV	V	I	II	III	IV	V	I	II	III	IV	V	I	II	III	IV	V		I	II	III	IV
<b>4 m</b> (13'-1")	-	-	-	-	-	-	-	-	-	-	1161*	1161*	1161*	1161*	1161*	-	-	-	-	-	1227*	1227*	1136	1227*	1227*
	-	-	-	-	-	-	-	-	-	-	(2560)*	(2560)*	(2560)*	(2560)*	(2560)*	-	-	-	-	-	(2706)*	(2706)*	(2505)	(2706)*	(2706)*
<b>3 m</b> (9' - 10")	-	-	-	-	-	-	-	-	-	-	1252*	1252*	1252*	1252*	1252*	1226*	1226*	941	1024	1226*	1229*	1229*	940	1022	1229*
	-	-	-	-	-	-	-	-	-	-	(2761)*	(2761)*	(2761)*	(2761)*	(2761)*	(2703)*	(2703)*	(2075)	(2257)	(2703)*	(2710)*	(2710)*	(2072)	(2254)	(2710)*
<b>2 m</b> (6' - 7")	-	-	-	-	-	2010*	2010*	1952	2010*	2010*	1490*	1490*	1284	1409	1490*	1281*	1281*	922	1004	1281*	1255*	1255*	855	930	1255*
	-	-	-	-	-	(4433)*	(4433)*	(4304)	(4433)*	(4433)*	(3285)*	(3285)*	(2831)	(3106)	(3285)*	(2825)*	(2825)*	(2033)	(2214)	(2825)*	(2768)*	(2768)*	(1885)	(2051)	(2768)*
<b>1 m</b> (3' - 3")	-	-	-	-	-	2576*	2576*	1818	2039	2576*	1728*	1728*	1223	1346	1728*	1362*	1362*	896	978	1362*	1295*	1295*	834	908	1295*
	-	-	-	-	-	(5679)*	(5679)*	(4009)	(4496)	(5679)*	(3810)*	(3810)*	(2698)	(2967)	(3810)*	(3004)*	(3004)*	(1977)	(2156)	(3004)*	(2855)*	(2855)*	(1839)	(2003)	(2855)*
<b>0 m</b> (0' - 0")	4853*	4853*	3334	3958	4853*	2743*	2743*	1761	1978	2743*	1841*	1841*	1186	1306	1841*	1361*	1361*	882	963	1361*	1343*	1343*	873	953	1343*
	(10701)*	(10701)*	(7351)	(8727)	(10701)*	(6048)*	(6048)*	(3883)	(4362)	(6048)*	(4060)*	(4060)*	(2615)	(2881)	(4060)*	(3001)*	(3001)*	(1945)	(2123)	(3001)*	(2961)*	(2961)*	(1926)	(2101)	(2961)*
<b>-1 m</b> (-3' - 3")	4233*	4233*	3364	3992	4233*	2550*	2550*	1759	1976	2550*	1731*	1731*	1181	1301	1731*	-	-	-	-	-	1387*	1387*	1005	1100	1387*
	(9334)*	(9334)*	(7418)	(8802)	(9334)*	(5623)*	(5623)*	(3878)	(4356)	(5623)*	(3817)*	(3817)*	(2603)	(2869)	(3817)*	-	-	-	-	-	(3058)*	(3058)*	(2215)	(2426)	(3058)*
<b>-2 m</b> (6' - 7")	3019*	3019*	3019*	3019*	3019*	1904*	1904*	1804	1904*	1904*	-	-	-	-	-	-	-	-	-	-	1375*	1375*	1375*	1375*	1375*
	(6657)*	(6657)*	(6657)*	(6657)*	(6657)*	(4199)*	(4199)*	(3978)	(4199)*	(4199)*	-	-	-	-	-	-	-	-	-	-	(3031)*	(3031)*	(3031)*	(3031)*	(3031)*

Tab.37: Hubkrafttabellen EW65 – Monoausleger, Löffelstiel kurz, Zwillingbereifung, Greiferbügel vorne, Parallelschild hinten


A B	2 m ( 6'-7" )					3 m ( 9'-10" )					4 m ( 13'-1" )					5 m ( 16' - 5" )									
	I	II	III	IV	V	I	II	III	IV	V	I	II	III	IV	V	I	II	III	IV	V		I	II	III	IV
<b>4 m</b> (13'-1")	-	-	-	-	-	-	-	-	-	-	1001*	1001*	1001*	1001*	1001*	-	-	-	-	-	1114*	1114*	1002	1091	1114*
	-	-	-	-	-	-	-	-	-	-	(2208)*	(2208)*	(2208)*	(2208)*	(2208)*	-	-	-	-	-	(2457)*	(2457)*	(2210)	(2406)	(2457)*
<b>3 m</b> (9' - 10")	-	-	-	-	-	-	-	-	-	-	1113*	1113*	1113*	1113*	1113*	1105*	1105*	947	1030	1105*	1122*	1122*	848	922	1122*
	-	-	-	-	-	-	-	-	-	-	(2455)*	(2455)*	(2455)*	(2455)*	(2455)*	(2436)*	(2436)*	(2087)	(2271)	(2436)*	(2475)*	(2475)*	(1870)	(2034)	(2475)*
<b>2 m</b> (6' - 7")	-	-	-	-	-	1763*	1763*	1763*	1763*	1763*	1364*	1364*	1291	1364*	1364*	1193*	1193*	921	1003	1193*	1149*	1149*	778	846	1149*
	-	-	-	-	-	(3886)*	(3886)*	(3886)*	V*	(3886)*	(3007)*	(3007)*	(2846)	(3007)*	(3007)*	(2630)*	(2630)*	(2030)	(2212)	(2630)*	(2533)*	(2533)*	(1715)	(1866)	(2533)*
<b>1 m</b> (3' - 3")	-	-	-	-	-	2415*	2415*	1832	2055	2415*	1637*	1637*	1223	1346	1637*	1305*	1305*	889	971	1305*	1186*	1186*	760	827	1186*
	-	-	-	-	-	(5324)*	(5324)*	(4041)	(4532)	(5324)*	(3609)*	(3609)*	(2697)	(2968)	(3609)*	(2877)*	(2877)*	(1961)	(2141)	(2877)*	(2615)*	(2615)*	(1675)	(1824)	(2615)*
<b>0 m</b> (0' - 0")	5110*	5110*	3295	3917	5110*	2709*	2709*	1753	1970	2709*	1805*	1805*	1176	1297	1805*	1361*	1361*	867	948	1361*	1231*	1231*	790	862	1231*
	(11268)*	(11268)*	(7266)	(8636)	(11268)*	(5972)*	(5972)*	(3865)	(4344)	(5972)*	(3980)*	(3980)*	(2593)	(2860)	(3980)*	(3000)*	(3000)*	(1912)	(2090)	(3000)*	(2714)*	(2714)*	(1741)	(1900)	(2714)*
<b>-1 m</b> (-3' - 3")	4600*	4600*	3314	3938	4600*	2632*	2632*	1735	1952	2632*	1778*	1778*	1160	1280	1778*	-	-	-	-	-	1276*	1276*	890	973	1276*
	(10144)*	(10144)*	(7308)	(8683)	(10144)*	(5804)*	(5804)*	(3826)	(4303)	(5804)*	(3921)*	(3921)*	(2558)	(2823)	(3921)*	-	-	-	-	-	(2813)*	(2813)*	(1962)	(2146)	(2813)*
<b>-2 m</b> (6' - 7")	3576*	3576*	3383	3576*	3576*	2163*	2163*	1764	1983	2163*	1374*	1374*	1187	1309	1374*	-	-	-	-	-	1294*	1294*	1154	1271	1294*
	(7884)*	(7884)*	(7460)	(7884)*	(7884)*	(4769)*	(4769)*	(3890)	(4372)	(4769)*	(3031)*	(3031)*	(2618)	(2886)	(3031)*	-	-	-	-	-	(2853)*	(2853)*	(2546)	(2802)	(2853)*

Tab.38: Hubkrafttabellen EW65 – Monoausleger, Löffelstiel lang, Zwillingbereifung, Greiferbügel vorne, Parallelschild hinten

## Hubkrafttabellen EW65


A B	2 m ( 6'-7" )					3 m ( 9'-10" )					4 m ( 13'-1" )					5 m ( 16' - 5" )									
	I	II	III	IV	V	I	II	III	IV	V	I	II	III	IV	V	I	II	III	IV	V					
<b>4 m</b> (13'-1")	-	-	-	-	-	-	-	-	-	-	1161*	1161*	1161*	1161*	1161*	-	-	-	-	-	1227*	1227*	1150	1227*	1227*
	-	-	-	-	-	-	-	-	-	-	(2560)*	(2560)*	(2560)*	(2560)*	(2560)*	-	-	-	-	-	(2706)*	(2706)*	(2537)	(2706)*	(2706)*
<b>3 m</b> (9' - 10")	-	-	-	-	-	-	-	-	-	-	1252*	1252*	1252*	1252*	1252*	1226*	1183	953	1226*	1226*	1229*	1182	952	1229*	1229*
	-	-	-	-	-	-	-	-	-	-	(2761)*	(2761)*	(2761)*	(2761)*	(2761)*	(2703)*	(2609)	(2102)	(2703)*	(2703)*	(2710)*	(2606)	(2100)	(2710)*	(2710)*
<b>2 m</b> (6' - 7")	-	-	-	-	-	2010*	2010*	1976	2010*	2010*	1490*	1490*	1300	1490*	1490*	1281*	1163	935	1281*	1281*	1255*	1076	867	1229	1229
	-	-	-	-	-	(4433)*	(4433)*	(4357)	(4433)*	(4433)*	(3285)*	(3285)*	(2867)	(3285)*	(3285)*	(2825)*	(2564)	(2061)	(2825)*	(2825)*	(2768)*	(2372)	(1911)	(2709)	(2709)
<b>1 m</b> (3' - 3")	-	-	-	-	-	2576*	2481	1842	2576*	2576*	1728*	1584	1240	1728*	1728*	1362*	1135	909	1294	1294	1295*	1053	846	1206	1206
	-	-	-	-	-	(5679)*	(5471)	(4062)	(5679)*	(5679)*	(3810)*	(3493)	(2734)	(3810)*	(3810)*	(3004)*	(2503)	(2004)	(2854)	(2854)	(2855)*	(2321)	(1865)	(2660)	(2660)
<b>0 m</b> (0' - 0")	4853*	4853*	3378	4853*	4853*	2743*	2414	1785	2604	2604	1841*	1542	1202	1727	1727	1361*	1119	895	1280	1280	1343*	1108	886	1267	1267
	(10701)*	(10701)*	(7448)	(10701)*	(10701)*	(6048)*	(5323)	(3936)	(5742)	(5742)	(4060)*	(3400)	(2651)	(3808)	(3808)	(3001)*	(2468)	(1972)	(2822)	(2822)	(2961)*	(2442)	(1953)	(2794)	(2794)
<b>-1 m</b> (-3' - 3")	4233*	4233*	3408	4233*	4233*	2550*	2411	1783	2550*	2550*	1731*	1536	1197	1722	1722	-	-	-	-	-	1387*	1286	1019	1387*	1387*
	(9334)*	(9334)*	(7515)	(9334)*	(9334)*	(5623)*	(5317)	(3931)	(5623)*	(5623)*	(3817)*	(3388)	(2640)	(3797)	(3797)	-	-	-	-	-	(3058)*	(2836)	(2246)	(3058)*	(3058)*
<b>-2 m</b> (6' - 7")	3019*	3019*	3019*	3019*	3019*	1904*	1904*	1828	1904*	1904*	-	-	-	-	-	-	-	-	-	-	1375*	1375*	1375*	1375*	1375*
	(6657)*	(6657)*	(6657)*	(6657)*	(6657)*	(4199)*	(4199)*	(4030)	(4199)*	(4199)*	-	-	-	-	-	-	-	-	-	-	(3031)*	(3031)*	(3031)*	(3031)*	(3031)*

Tab.39: Hubkrafttabellen EW65 – Monoausleger, Löffelstiel kurz, Zwillingbereifung, Parallelschild vorne


A B	2 m ( 6'-7" )					3 m ( 9'-10" )					4 m ( 13'-1" )					5 m ( 16' - 5" )									
	I	II	III	IV	V	I	II	III	IV	V	I	II	III	IV	V	I	II	III	IV	V					
<b>4 m</b> (13'-1")	-	-	-	-	-	-	-	-	-	-	1001*	1001*	1001*	1001*	1001*	-	-	-	-	-	1114*	1114*	1015	1114*	1114*
	-	-	-	-	-	-	-	-	-	-	(2208)*	(2208)*	(2208)*	(2208)*	(2208)*	-	-	-	-	-	(2457)*	(2457)*	(2239)	(2457)*	(2457)*
<b>3 m</b> (9' - 10")	-	-	-	-	-	-	-	-	-	-	1113*	1113*	1113*	1113*	1113*	1105*	1105*	959	1105*	1105*	1122*	1066	860	1122*	1122*
	-	-	-	-	-	-	-	-	-	-	(2455)*	(2455)*	(2455)*	(2455)*	(2455)*	(2436)*	(2436)*	(2115)	(2436)*	(2436)*	(2475)*	(2350)	(1896)	(2475)*	(2475)*
<b>2 m</b> (6' - 7")	-	-	-	-	-	1763*	1763*	1763*	1763*	1763*	1364*	1364*	1307	1364*	1364*	1193*	1163	933	1193*	1193*	1149*	979	789	1125	1125
	-	-	-	-	-	(3886)*	(3886)*	(3886)*	V*	(3886)*	(3007)*	(3007)*	(2882)	(3007)*	(3007)*	(2630)*	(2564)	(2058)	(2630)*	(2630)*	(2533)*	(2158)	(1740)	(2481)	(2481)
<b>1 m</b> (3' - 3")	-	-	-	-	-	2415*	2415*	1856	2415*	2415*	1637*	1586	1239	1637*	1637*	1305*	1129	902	1288	1288	1186*	958	771	1105	1105
	-	-	-	-	-	(5324)*	(5324)*	(4093)	(5324)*	(5324)*	(3609)*	(3496)	(2733)	(3609)*	(3609)*	(2877)*	(2489)	(1989)	(2840)	(2840)	(2615)*	(2113)	(1699)	(2437)	(2437)
<b>0 m</b> (0' - 0")	5110*	5110*	3339	5110*	5110*	2709*	2407	1777	2596	2596	1805*	1533	1193	1718	1718	1361*	1105	880	1265	1265	1231*	1001	801	1153	1153
	(11268)*	(11268)*	(7363)	(11268)*	(11268)*	(5972)*	(5307)	(3918)	(5725)	(5725)	(3980)*	(3381)	(2629)	(3788)	(3788)	(3000)*	(2436)	(1939)	(2789)	(2789)	(2714)*	(2207)	(1767)	(2541)	(2541)
<b>-1 m</b> (-3' - 3")	4600*	4600*	3358	4600*	4600*	2632*	2386	1759	2578	2578	1778*	1515	1177	1701	1701	-	-	-	-	-	1276*	1135	903	1276*	1276*
	(10144)*	(10144)*	(7405)	(10144)*	(10144)*	(5804)*	(5262)	(3879)	(5684)	(5684)	(3921)*	(3342)	(2595)	(3751)	(3751)	-	-	-	-	-	(2813)*	(2504)	(1990)	(2813)*	(2813)*
<b>-2 m</b> (6' - 7")	3576*	3576*	3427	3576*	3576*	2163*	2163*	1788	2163*	2163*	1374*	1374*	1204	1374*	1374*	-	-	-	-	-	1294*	1294*	1170	1294*	1294*
	(7884)*	(7884)*	(7557)	(7884)*	(7884)*	(4769)*	(4769)*	(3943)	(4769)*	(4769)*	(3031)*	(3031)*	(2655)	(3031)*	(3031)*	-	-	-	-	-	(2853)*	(2853)*	(2581)	(2853)*	(2853)*

Tab.40: Hubkrafttabellen EW65 – Monoausleger, Löffelstiel lang, Zwillingbereifung, Parallelschild vorne

## Hubkrafttabellen EW65


A B	2 m ( 6'-7" )					3 m ( 9'-10" )					4 m ( 13'-1" )					5 m ( 16' - 5" )									
	I	II	III	IV	V	I	II	III	IV	V	I	II	III	IV	V	I	II	III	IV	V		I	II	III	IV
<b>4 m</b> (13'-1")	-	-	-	-	-	-	-	-	-	-	1161*	1161*	1161*	1161*	1161*	-	-	-	-	-	1227*	1227*	1128	1227*	1227*
	-	-	-	-	-	-	-	-	-	-	(2560)*	(2560)*	(2560)*	(2560)*	(2560)*	-	-	-	-	-	(2706)*	(2706)*	(2488)	(2706)*	(2706)*
<b>3 m</b> (9' - 10")	-	-	-	-	-	-	-	-	-	-	1252*	1252*	1252*	1252*	1252*	1226*	1202	934	1226*	1226*	1229*	1201	933	1229*	1229*
	-	-	-	-	-	-	-	-	-	-	(2761)*	(2761)*	(2761)*	(2761)*	(2761)*	(2703)*	(2650)	(2059)	(2703)*	(2703)*	(2710)*	(2647)	(2057)	(2710)*	(2710)*
<b>2 m</b> (6' - 7")	-	-	-	-	-	2010*	2010*	1938	2010*	2010*	1490*	1490*	1275	1490*	1490*	1281*	1182	915	1252	1252	1255*	1093	848	1163	1163
	-	-	-	-	-	(4433)*	(4433)*	(4274)	(4433)*	(4433)*	(3285)*	(3285)*	(2810)	(3285)*	(3285)*	(2825)*	(2605)	(2018)	(2760)	(2760)	(2768)*	(2410)	(1870)	(2565)	(2565)
<b>1 m</b> (3' - 3")	-	-	-	-	-	2576*	2520	1805	2528	2528	1728*	1609	1214	1674	1674	1362*	1154	889	1225	1225	1295*	1070	828	1141	1141
	-	-	-	-	-	(5679)*	(5557)	(3980)	(5574)	(5574)	(3810)*	(3548)	(2677)	(3691)	(3691)	(3004)*	(2544)	(1961)	(2701)	(2701)	(2855)*	(2359)	(1825)	(2516)	(2516)
<b>0 m</b> (0' - 0")	4853*	4853*	3309	4853*	4853*	2743*	2453	1748	2467	2467	1841*	1567	1177	1635	1635	1361*	1138	875	1210	1210	1343*	1126	866	1198	1198
	(10701)*	(10701)*	(7296)	(10701)*	(10701)*	(6048)*	(5408)	(3854)	(5440)	(5440)	(4060)*	(3456)	(2595)	(3605)	(3605)	(3001)*	(2509)	(1930)	(2668)	(2668)	(2961)*	(2483)	(1911)	(2642)	(2642)
<b>-1 m</b> (-3' - 3")	4233*	4233*	3339	4233*	4233*	2550*	2450	1746	2464	2464	1731*	1561	1172	1630	1630	-	-	-	-	-	1387*	1307	997	1379	1379
	(9334)*	(9334)*	(7363)	(9334)*	(9334)*	(5623)*	(5402)	(3849)	(5434)	(5434)	(3817)*	(3443)	(2583)	(3593)	(3593)	-	-	-	-	-	(3058)*	(2882)	(2198)	(3041)	(3041)
<b>-2 m</b> (6' - 7")	3019*	3019*	3019*	3019*	3019*	1904*	1904*	1791	1904*	1904*	-	-	-	-	-	-	-	-	-	-	1375*	1375*	1375*	1375*	1375*
	(6657)*	(6657)*	(6657)*	(6657)*	(6657)*	(4199)*	(4199)*	(3948)	(4199)*	(4199)*	-	-	-	-	-	-	-	-	-	-	(3031)*	(3031)*	(3031)*	(3031)*	(3031)*

Tab.41: Hubkrafttabellen EW65 – Monoausleger, Löffelstiel kurz, Zwillingbereifung, Planierschild vorne


A B	2 m ( 6'-7" )					3 m ( 9'-10" )					4 m ( 13'-1" )					5 m ( 16' - 5" )									
	I	II	III	IV	V	I	II	III	IV	V	I	II	III	IV	V	I	II	III	IV	V		I	II	III	IV
<b>4 m</b> (13'-1")	-	-	-	-	-	-	-	-	-	-	1001*	1001*	1001*	1001*	1001*	-	-	-	-	-	1114*	1114*	995	1114*	1114*
	-	-	-	-	-	-	-	-	-	-	(2208)*	(2208)*	(2208)*	(2208)*	(2208)*	-	-	-	-	-	(2457)*	(2457)*	(2194)	(2457)*	(2457)*
<b>3 m</b> (9' - 10")	-	-	-	-	-	-	-	-	-	-	1113*	1113*	1113*	1113*	1113*	1105*	1105*	940	1105*	1105*	1122*	1083	842	1122*	1122*
	-	-	-	-	-	-	-	-	-	-	(2455)*	(2455)*	(2455)*	(2455)*	(2455)*	(2436)*	(2436)*	(2072)	(2436)*	(2436)*	(2475)*	(2388)	(1856)	(2475)*	(2475)*
<b>2 m</b> (6' - 7")	-	-	-	-	-	1763*	1763*	1763*	1763*	1763*	1364*	1364*	1281	1364*	1364*	1193*	1181	914	1193*	1193*	1149*	995	772	1064	1064
	-	-	-	-	-	(3886)*	(3886)*	(3886)*	V*	(3886)*	(3007)*	(3007)*	(2826)	(3007)*	(3007)*	(2630)*	(2605)	(2015)	(2630)*	(2630)*	(2533)*	(2194)	(1702)	(2346)	(2346)
<b>1 m</b> (3' - 3")	-	-	-	-	-	2415*	2415*	1819	2415*	2415*	1637*	1611	1214	1637*	1637*	1305*	1148	882	1218	1218	1186*	975	753	1044	1044
	-	-	-	-	-	(5324)*	(5324)*	(4011)	(5324)*	(5324)*	(3609)*	(3552)	(2676)	(3609)*	(3609)*	(2877)*	(2530)	(1946)	(2687)	(2687)	(2615)*	(2149)	(1661)	(2303)	(2303)
<b>0 m</b> (0' - 0")	5110*	5110*	3270	4871	4871	2709*	2446	1739	2459	2459	1805*	1558	1167	1625	1625	1361*	1123	860	1195	1195	1231*	1018	783	1089	1089
	(11268)*	(11268)*	(7211)	(10740)	(10740)	(5972)*	(5393)	(3835)	(5422)	(5422)	(3980)*	(3436)	(2573)	(3584)	(3584)	(3000)*	(2477)	(1896)	(2635)	(2635)	(2714)*	(2244)	(1727)	(2401)	(2401)
<b>-1 m</b> (-3' - 3")	4600*	4600*	3290	4600*	4600*	2632*	2425	1722	2440	2440	1778*	1541	1151	1609	1609	-	-	-	-	-	1276*	1155	883	1227	1227
	(10144)*	(10144)*	(7253)	(10144)*	(10144)*	(5804)*	(5347)	(3797)	(5381)	(5381)	(3921)*	(3397)	(2538)	(3548)	(3548)	-	-	-	-	-	(2813)*	(2546)	(1946)	(2705)	(2705)
<b>-2 m</b> (6' - 7")	3576*	3576*	3358	3576*	3576*	2163*	2163*	1751	2163*	2163*	1374*	1374*	1178	1374*	1374*	-	-	-	-	-	1294*	1294*	1146	1294*	1294*
	(7884)*	(7884)*	(7405)	(7884)*	(7884)*	(4769)*	(4769)*	(3861)	(4769)*	(4769)*	(3031)*	(3031)*	(2598)	(3031)*	(3031)*	-	-	-	-	-	(2853)*	(2853)*	(2526)	(2853)*	(2853)*

Tab.42: Hubkrafttabellen EW65 – Monoausleger, Löffelstiel lang, Zwillingbereifung, Planierschild vorne

## Hubkrafttabellen EW65


A B	2 m ( 6'-7" )					3 m ( 9'-10" )					4 m ( 13'-1" )					5 m ( 16' - 5" )									
	I	II	III	IV	V	I	II	III	IV	V	I	II	III	IV	V	I	II	III	IV	V					
<b>4 m</b> (13'-1")	-	-	-	-	-	-	-	-	-	-	1161*	1161*	1161*	1161*	1161*	-	-	-	-	-	1227*	1227*	1009	1207	1227*
	-	-	-	-	-	-	-	-	-	-	(2560)*	(2560)*	(2560)*	(2560)*	(2560)*	-	-	-	-	-	(2706)*	(2706)*	(2225)	(2662)	(2706)*
<b>3 m</b> (9' - 10")	-	-	-	-	-	-	-	-	-	-	1252*	1252*	1195	1252*	1252*	1226*	1226*	832	996	1226*	1229*	1229*	831	995	1229*
	-	-	-	-	-	-	-	-	-	-	(2761)*	(2761)*	(2635)	(2761)*	(2761)*	(2703)*	(2703)*	(1834)	(2197)	(2703)*	(2710)*	(2710)*	(1832)	(2194)	(2710)*
<b>2 m</b> (6' - 7")	-	-	-	-	-	2010*	2010*	1726	2010*	2010*	1490*	1490*	1136	1372	1490*	1281*	1281*	813	977	1281*	1255*	1243	753	904	1255*
	-	-	-	-	-	(4433)*	(4433)*	(3806)	(4433)*	(4433)*	(3285)*	(3285)*	(2506)	(3026)	(3285)*	(2825)*	(2825)*	(1793)	(2154)	(2825)*	(2768)*	(2740)	(1659)	(1994)	(2768)*
<b>1 m</b> (3' - 3")	-	-	-	-	-	2576*	2576*	1595	1985	2576*	1728*	1728*	1077	1310	1728*	1362*	1313	788	950	1362*	1295*	1219	732	883	1295*
	-	-	-	-	-	(5679)*	(5679)*	(3517)	(4378)	(5679)*	(3810)*	(3810)*	(2374)	(2888)	(3810)*	(3004)*	(2895)	(1737)	(2096)	(3004)*	(2855)*	(2688)	(1615)	(1947)	(2855)*
<b>0 m</b> (0' - 0")	4853*	4853*	2877	3853	4853*	2743*	2743*	1539	1924	2743*	1841*	1783	1040	1270	1841*	1361*	1297	773	936	1361*	1343*	1284	766	926	1343*
	(10701)*	(10701)*	(6344)	(8496)	(10701)*	(6048)*	(6048)*	(3393)	(4243)	(6048)*	(4060)*	(3931)	(2293)	(2801)	(4060)*	(3001)*	(2861)	(1705)	(2063)	(3001)*	(2961)*	(2831)	(1689)	(2042)	(2961)*
<b>-1 m</b> (-3' - 3")	4233*	4233*	2906	3887	4233*	2550*	2550*	1537	1922	2550*	1731*	1731*	1035	1265	1731*	-	-	-	-	-	1387*	1387*	882	1070	1387*
	(9334)*	(9334)*	(6409)	(8571)	(9334)*	(5623)*	(5623)*	(3388)	(4238)	(5623)*	(3817)*	(3817)*	(2281)	(2789)	(3817)*	-	-	-	-	-	(3058)*	(3058)*	(1944)	(2358)	(3058)*
<b>-2 m</b> (6' - 7")	3019*	3019*	2987	3019*	3019*	1904*	1904*	1581	1904*	1904*	-	-	-	-	-	-	-	-	-	-	1375*	1375*	1223	1375*	1375*
	(6657)*	(6657)*	(6586)	(6657)*	(6657)*	(4199)*	(4199)*	(3486)	(4199)*	(4199)*	-	-	-	-	-	-	-	-	-	-	(3031)*	(3031)*	(2697)	(3031)*	(3031)*

Tab.43: Hubkrafttabellen EW65 – Monoausleger, Löffelstiel kurz, Einfachbereifung, Planierschild hinten, Greiferbügel vorne


A B	2 m ( 6'-7" )					3 m ( 9'-10" )					4 m ( 13'-1" )					5 m ( 16' - 5" )									
	I	II	III	IV	V	I	II	III	IV	V	I	II	III	IV	V	I	II	III	IV	V					
<b>4 m</b> (13'-1")	-	-	-	-	-	-	-	-	-	-	1001*	1001*	1001*	1001*	1001*	-	-	-	-	-	1114*	1114*	888	1063	1114*
	-	-	-	-	-	-	-	-	-	-	(2208)*	(2208)*	(2208)*	(2208)*	(2208)*	-	-	-	-	-	(2457)*	(2457)*	(1958)	(2343)	(2457)*
<b>3 m</b> (9' - 10")	-	-	-	-	-	-	-	-	-	-	1113*	1113*	1113*	1113*	1113*	1105*	1105*	837	1003	1105*	1122*	1122*	748	897	1122*
	-	-	-	-	-	-	-	-	-	-	(2455)*	(2455)*	(2455)*	(2455)*	(2455)*	(2436)*	(2436)*	(1846)	(2211)	(2436)*	(2475)*	(2475)*	(1649)	(1979)	(2475)*
<b>2 m</b> (6' - 7")	-	-	-	-	-	1763*	1763*	1757	1763*	1763*	1364*	1364*	1143	1364*	1364*	1193*	1193*	812	976	1193*	1149*	1134	683	823	1149*
	-	-	-	-	-	(3886)*	(3886)*	(3875)	V*	(3886)*	(3007)*	(3007)*	(2520)	(3007)*	(3007)*	(2630)*	(2630)*	(1790)	(2152)	(2630)*	(2533)*	(2501)	(1506)	(1814)	(2533)*
<b>1 m</b> (3' - 3")	-	-	-	-	-	2415*	2415*	1608	2002	2415*	1637*	1637*	1076	1310	1637*	1305*	1305*	781	944	1305*	1186*	1114	665	804	1186*
	-	-	-	-	-	(5324)*	(5324)*	(3547)	(4413)	(5324)*	(3609)*	(3609)*	(2373)	(2888)	(3609)*	(2877)*	(2877)*	(1721)	(2081)	(2877)*	(2615)*	(2456)	(1466)	(1772)	(2615)*
<b>0 m</b> (0' - 0")	5110*	5110*	2839	3812	5110*	2709*	2709*	1530	1917	2709*	1805*	1774	1030	1261	1805*	1361*	1283	758	921	1361*	1231*	1164	690	837	1231*
	(11268)*	(11268)*	(6261)	(8405)	(11268)*	(5972)*	(5972)*	(3374)	(4226)	(5972)*	(3980)*	(3911)	(2271)	(2780)	(3980)*	(3000)*	(2828)	(1672)	(2030)	(3000)*	(2714)*	(2566)	(1522)	(1845)	(2714)*
<b>-1 m</b> (-3' - 3")	4600*	4600*	2858	3833	4600*	2632*	2632*	1513	1898	2632*	1778*	1756	1014	1244	1778*	-	-	-	-	-	1276*	1276*	779	946	1276*
	(10144)*	(10144)*	(6301)	(8452)	(10144)*	(5804)*	(5804)*	(3336)	(4185)	(5804)*	(3921)*	(3872)	(2236)	(2744)	(3921)*	-	-	-	-	-	(2813)*	(2813)*	(1717)	(2085)	(2813)*
<b>-2 m</b> (6' - 7")	3576*	3576*	2924	3576*	3576*	2163*	2163*	1542	1929	2163*	1374*	1374*	1041	1273	1374*	-	-	-	-	-	1294*	1294*	1013	1236	1294*
	(7884)*	(7884)*	(6448)	(7884)*	(7884)*	(4769)*	(4769)*	(3399)	(4253)	(4769)*	(3031)*	(3031)*	(2296)	(2806)	(3031)*	-	-	-	-	-	(2853)*	(2853)*	(2233)	(2725)	(2853)*

Tab.44: Hubkrafttabellen EW65 – Monoausleger, Löffelstiel lang, Einfachbereifung, Planierschild hinten, Greiferbügel vorne

## Hubkrafttabellen EW65


A B	2 m ( 6'-7" )					3 m ( 9'-10" )					4 m ( 13'-1" )					5 m ( 16' - 5" )									
	I	II	III	IV	V	I	II	III	IV	V	I	II	III	IV	V	I	II	III	IV	V					
<b>4 m</b> (13'-1")	-	-	-	-	-	-	-	-	-	-	1161*	1161*	1161*	1161*	1161*	-	-	-	-	-	1227*	1227*	1017	1205	1227*
	-	-	-	-	-	-	-	-	-	-	(2560)*	(2560)*	(2560)*	(2560)*	(2560)*	-	-	-	-	-	(2706)*	(2706)*	(2243)	(2657)	(2706)*
<b>3 m</b> (9' - 10")	-	-	-	-	-	-	-	-	-	-	1252*	1252*	1204	1252*	1252*	1226*	1226*	839	995	1226*	1229*	1229*	838	993	1229*
	-	-	-	-	-	-	-	-	-	-	(2761)*	(2761)*	(2655)	(2761)*	(2761)*	(2703)*	(2703)*	(1849)	(2193)	(2703)*	(2710)*	(2710)*	(1847)	(2190)	(2710)*
<b>2 m</b> (6' - 7")	-	-	-	-	-	2010*	2010*	1739	2010*	2010*	1490*	1490*	1145	1370	1490*	1281*	1281*	820	975	1281*	1255*	1255*	759	903	1255*
	-	-	-	-	-	(4433)*	(4433)*	(3834)	(4433)*	(4433)*	(3285)*	(3285)*	(2526)	(3021)	(3285)*	(2825)*	(2825)*	(1808)	(2150)	(2825)*	(2768)*	(2768)*	(1674)	(1990)	(2768)*
<b>1 m</b> (3' - 3")	-	-	-	-	-	2576*	2576*	1608	1981	2576*	1728*	1728*	1086	1307	1728*	1362*	1335	795	948	1362*	1295*	1240	739	881	1295*
	-	-	-	-	-	(5679)*	(5679)*	(3545)	(4369)	(5679)*	(3810)*	(3810)*	(2394)	(2882)	(3810)*	(3004)*	(2945)	(1752)	(2091)	(3004)*	(2855)*	(2735)	(1629)	(1943)	(2855)*
<b>0 m</b> (0' - 0")	4853*	4853*	2901	3846	4853*	2743*	2743*	1552	1921	2743*	1841*	1813	1049	1268	1841*	1361*	1320	780	934	1361*	1343*	1306	773	924	1343*
	(10701)*	(10701)*	(6396)	(8480)	(10701)*	(6048)*	(6048)*	(3422)	(4235)	(6048)*	(4060)*	(3998)	(2312)	(2795)	(4060)*	(3001)*	(2910)	(1721)	(2059)	(3001)*	(2961)*	(2880)	(1704)	(2038)	(2961)*
<b>-1 m</b> (-3' - 3")	4233*	4233*	2930	3880	4233*	2550*	2550*	1550	1918	2550*	1731*	1731*	1044	1262	1731*	-	-	-	-	-	1387*	1387*	889	1067	1387*
	(9334)*	(9334)*	(6461)	(8555)	(9334)*	(5623)*	(5623)*	(3417)	(4230)	(5623)*	(3817)*	(3817)*	(2301)	(2784)	(3817)*	-	-	-	-	-	(3058)*	(3058)*	(1961)	(2354)	(3058)*
<b>-2 m</b> (6' - 7")	3019*	3019*	3010	3019*	3019*	1904*	1904*	1594	1904*	1904*	-	-	-	-	-	-	-	-	-	-	1375*	1375*	1233	1375*	1375*
	(6657)*	(6657)*	(6638)	(6657)*	(6657)*	(4199)*	(4199)*	(3514)	(4199)*	(4199)*	-	-	-	-	-	-	-	-	-	-	(3031)*	(3031)*	(2720)	(3031)*	(3031)*

Tab.45: Hubkrafttabellen EW65 – Monoausleger, Löffelstiel kurz, Einfachbereifung, Pratzen hinten, Greiferbügel vorne


A B	2 m ( 6'-7" )					3 m ( 9'-10" )					4 m ( 13'-1" )					5 m ( 16' - 5" )									
	I	II	III	IV	V	I	II	III	IV	V	I	II	III	IV	V	I	II	III	IV	V					
<b>4 m</b> (13'-1")	-	-	-	-	-	-	-	-	-	-	1001*	1001*	1001*	1001*	1001*	-	-	-	-	-	1114*	1114*	895	1061	1114*
	-	-	-	-	-	-	-	-	-	-	(2208)*	(2208)*	(2208)*	(2208)*	(2208)*	-	-	-	-	-	(2457)*	(2457)*	(1974)	(2339)	(2457)*
<b>3 m</b> (9' - 10")	-	-	-	-	-	-	-	-	-	-	1113*	1113*	1113*	1113*	1113*	1105*	1105*	844	1001	1105*	1122*	1122*	754	895	1122*
	-	-	-	-	-	-	-	-	-	-	(2455)*	(2455)*	(2455)*	(2455)*	(2455)*	(2436)*	(2436)*	(1861)	(2207)	(2436)*	(2475)*	(2475)*	(1663)	(1975)	(2475)*
<b>2 m</b> (6' - 7")	-	-	-	-	-	1763*	1763*	1763*	1763*	1763*	1364*	1364*	1152	1364*	1364*	1193*	1193*	818	974	1193*	1149*	1149*	689	821	1149*
	-	-	-	-	-	(3886)*	(3886)*	(3886)*	V*	(3886)*	(3007)*	(3007)*	(2540)	(3007)*	(3007)*	(2630)*	(2630)*	(1805)	(2148)	(2630)*	(2533)*	(2533)*	(1519)	(1810)	(2533)*
<b>1 m</b> (3' - 3")	-	-	-	-	-	2415*	2415*	1622	1998	2415*	1637*	1637*	1085	1307	1637*	1305*	1305*	787	942	1305*	1186*	1133	671	802	1186*
	-	-	-	-	-	(5324)*	(5324)*	(3575)	(4405)	(5324)*	(3609)*	(3609)*	(2393)	(2882)	(3609)*	(2877)*	(2877)*	(1736)	(2077)	(2877)*	(2615)*	(2499)	(1479)	(1768)	(2615)*
<b>0 m</b> (0' - 0")	5110*	5110*	2863	3804	5110*	2709*	2709*	1543	1913	2709*	1805*	1804	1039	1258	1805*	1361*	1305	765	919	1361*	1231*	1184	697	835	1231*
	(11268)*	(11268)*	(6313)	(8389)	(11268)*	(5972)*	(5972)*	(3403)	(4218)	(5972)*	(3980)*	(3978)	(2291)	(2774)	(3980)*	(3000)*	(2878)	(1687)	(2026)	(3000)*	(2714)*	(2611)	(1536)	(1841)	(2714)*
<b>-1 m</b> (-3' - 3")	4600*	4600*	2881	3826	4600*	2632*	2632*	1526	1894	2632*	1778*	1778*	1023	1242	1778*	-	-	-	-	-	1276*	1276*	786	944	1276*
	(10144)*	(10144)*	(6354)	(8436)	(10144)*	(5804)*	(5804)*	(3365)	(4176)	(5804)*	(3921)*	(3921)*	(2256)	(2738)	(3921)*	-	-	-	-	-	(2813)*	(2813)*	(1732)	(2081)	(2813)*
<b>-2 m</b> (6' - 7")	3576*	3576*	2948	3576*	3576*	2163*	2163*	1555	1925	2163*	1374*	1374*	1050	1270	1374*	-	-	-	-	-	1294*	1294*	1021	1233	1294*
	(7884)*	(7884)*	(6500)	(7884)*	(7884)*	(4769)*	(4769)*	(3428)	(4245)	(4769)*	(3031)*	(3031)*	(2316)	(2801)	(3031)*	-	-	-	-	-	(2853)*	(2853)*	(2252)	(2720)	(2853)*

Tab.46: Hubkrafttabellen EW65 – Monoausleger, Löffelstiel lang, Einfachbereifung, Pratzen hinten, Greiferbügel vorne

## Hubkrafttabellen EW65


A B	2 m ( 6'-7" )					3 m ( 9'-10" )					4 m ( 13'-1" )					5 m ( 16' - 5" )									
	I	II	III	IV	V	I	II	III	IV	V	I	II	III	IV	V	I	II	III	IV	V					
<b>4 m</b> (13'-1")	-	-	-	-	-	-	-	-	-	-	1161*	1161*	1161*	1161*	1161*	-	-	-	-	-	1227*	1227*	1097	1227*	1227*
	-	-	-	-	-	-	-	-	-	-	(2560)*	(2560)*	(2560)*	(2560)*	(2560)*	-	-	-	-	-	(2706)*	(2706)*	(2420)	(2706)*	(2706)*
<b>3 m</b> (9' - 10")	-	-	-	-	-	-	-	-	-	-	1252*	1252*	1252*	1252*	1252*	1226*	1226*	909	1226*	1226*	1229*	1229*	908	1229*	1229*
	-	-	-	-	-	-	-	-	-	-	(2761)*	(2761)*	(2761)*	(2761)*	(2761)*	(2703)*	(2703)*	(2004)	(2703)*	(2703)*	(2710)*	(2710)*	(2002)	(2710)*	(2710)*
<b>2 m</b> (6' - 7")	-	-	-	-	-	2010*	2010*	1872	2010*	2010*	1490*	1490*	1237	1490*	1490*	1281*	1281*	890	1238	1281*	1255*	1200	825	1151	1255*
	-	-	-	-	-	(4433)*	(4433)*	(4129)	(4433)*	(4433)*	(3285)*	(3285)*	(2729)	(3285)*	(3285)*	(2825)*	(2825)*	(1963)	(2731)	(2825)*	(2768)*	(2646)	(1820)	(2537)	(2768)*
<b>1 m</b> (3' - 3")	-	-	-	-	-	2576*	2576*	1741	2502	2576*	1728*	1728*	1178	1657	1728*	1362*	1267	865	1212	1362*	1295*	1177	805	1129	1295*
	-	-	-	-	-	(5679)*	(5679)*	(3840)	(5516)	(5679)*	(3810)*	(3810)*	(2597)	(3653)	(3810)*	(3004)*	(2795)	(1907)	(2672)	(3004)*	(2855)*	(2595)	(1775)	(2488)	(2855)*
<b>0 m</b> (0' - 0")	4853*	4853*	3143	4853*	4853*	2743*	2690	1685	2441	2743*	1841*	1721	1141	1617	1841*	1361*	1252	851	1197	1361*	1343*	1239	842	1185	1343*
	(10701)*	(10701)*	(6931)	(10701)*	(10701)*	(6048)*	(5931)	(3716)	(5382)	(6048)*	(4060)*	(3795)	(2516)	(3566)	(4060)*	(3001)*	(2760)	(1876)	(2639)	(3001)*	(2961)*	(2732)	(1857)	(2613)	(2961)*
<b>-1 m</b> (-3' - 3")	4233*	4233*	3173	4233*	4233*	2550*	2550*	1683	2438	2550*	1731*	1715	1136	1612	1731*	-	-	-	-	-	1387*	1387*	968	1364	1387*
	(9334)*	(9334)*	(6996)	(9334)*	(9334)*	(5623)*	(5623)*	(3711)	(5377)	(5623)*	(3817)*	(3782)	(2504)	(3555)	(3817)*	-	-	-	-	-	(3058)*	(3058)*	(2135)	(3008)	(3058)*
<b>-2 m</b> (6' - 7")	3019*	3019*	3019*	3019*	3019*	1904*	1904*	1727	1904*	1904*	-	-	-	-	-	-	-	-	-	-	1375*	1375*	1338	1375*	1375*
	(6657)*	(6657)*	(6657)*	(6657)*	(6657)*	(4199)*	(4199)*	(3809)	(4199)*	(4199)*	-	-	-	-	-	-	-	-	-	-	(3031)*	(3031)*	(2949)	(3031)*	(3031)*

Tab.47: Hubkrafttabellen EW65 – Monoausleger, Löffelstiel kurz, Einfachbereifung, Pratzen hinten, Parallelschild vorne


A B	2 m ( 6'-7" )					3 m ( 9'-10" )					4 m ( 13'-1" )					5 m ( 16' - 5" )									
	I	II	III	IV	V	I	II	III	IV	V	I	II	III	IV	V	I	II	III	IV	V					
<b>4 m</b> (13'-1")	-	-	-	-	-	-	-	-	-	-	1001*	1001*	1001*	1001*	1001*	-	-	-	-	-	1114*	1114*	968	1114*	1114*
	-	-	-	-	-	-	-	-	-	-	(2208)*	(2208)*	(2208)*	(2208)*	(2208)*	-	-	-	-	-	(2457)*	(2457)*	(2135)	(2457)*	(2457)*
<b>3 m</b> (9' - 10")	-	-	-	-	-	-	-	-	-	-	1113*	1113*	1113*	1113*	1113*	1105*	1105*	914	1105*	1105*	1122*	1122*	819	1122*	1122*
	-	-	-	-	-	-	-	-	-	-	(2455)*	(2455)*	(2455)*	(2455)*	(2455)*	(2436)*	(2436)*	(2016)	(2436)*	(2436)*	(2475)*	(2475)*	(1806)	(2475)*	(2475)*
<b>2 m</b> (6' - 7")	-	-	-	-	-	1763*	1763*	1763*	1763*	1763*	1364*	1364*	1244	1364*	1364*	1193*	1193*	889	1193*	1193*	1149*	1095	751	1052	1149*
	-	-	-	-	-	(3886)*	(3886)*	(3886)*	V*	(3886)*	(3007)*	(3007)*	(2743)	(3007)*	(3007)*	(2630)*	(2630)*	(1960)	(2630)*	(2630)*	(2533)*	(2413)	(1656)	(2320)	(2533)*
<b>1 m</b> (3' - 3")	-	-	-	-	-	2415*	2415*	1755	2415*	2415*	1637*	1637*	1177	1637*	1637*	1305*	1261	858	1205	1305*	1186*	1074	733	1033	1186*
	-	-	-	-	-	(5324)*	(5324)*	(3870)	(5324)*	(5324)*	(3609)*	(3609)*	(2596)	(3609)*	(3609)*	(2877)*	(2781)	(1891)	(2657)	(2877)*	(2615)*	(2368)	(1616)	(2277)	(2615)*
<b>0 m</b> (0' - 0")	5110*	5110*	3105	4820	5110*	2709*	2683	1677	2433	2709*	1805*	1712	1131	1608	1805*	1361*	1237	836	1182	1361*	1231*	1122	762	1077	1231*
	(11268)*	(11268)*	(6848)	(10628)	(11268)*	(5972)*	(5915)	(3697)	(5365)	(5972)*	(3980)*	(3775)	(2494)	(3546)	(3980)*	(3000)*	(2728)	(1842)	(2606)	(3000)*	(2714)*	(2474)	(1679)	(2374)	(2714)*
<b>-1 m</b> (-3' - 3")	4600*	4600*	3124	4600*	4600*	2632*	2632*	1660	2414	2632*	1778*	1694	1115	1591	1778*	-	-	-	-	-	1276*	1271	857	1213	1276*
	(10144)*	(10144)*	(6888)	(10144)*	(10144)*	(5804)*	(5804)*	(3659)	(5324)	(5804)*	(3921)*	(3736)	(2459)	(3509)	(3921)*	-	-	-	-	-	(2813)*	(2803)	(1891)	(2675)	(2813)*
<b>-2 m</b> (6' - 7")	3576*	3576*	3190	3576*	3576*	2163*	2163*	1688	2163*	2163*	1374*	1374*	1142	1374*	1374*	-	-	-	-	-	1294*	1294*	1111	1294*	1294*
	(7884)*	(7884)*	(7035)	(7884)*	(7884)*	(4769)*	(4769)*	(3722)	(4769)*	(4769)*	(3031)*	(3031)*	(2519)	(3031)*	(3031)*	-	-	-	-	-	(2853)*	(2853)*	(2450)	(2853)*	(2853)*

Tab.48: Hubkrafttabellen EW65 – Monoausleger, Löffelstiel lang, Einfachbereifung, Pratzen hinten, Parallelschild vorne

## Hubkrafttabellen EW65


A B	2 m ( 6'-7" )					3 m ( 9'-10" )					4 m ( 13'-1" )					5 m ( 16' - 5" )									
	I	II	III	IV	V	I	II	III	IV	V	I	II	III	IV	V	I	II	III	IV	V	I	II	III	IV	V
4 m (13'-1")	-	-	-	-	-	-	-	-	-	-	1161*	1161*	1161*	1161*	1161*	-	-	-	-	-	1227*	1227*	1097	1227*	1227*
3 m (9' - 10")	-	-	-	-	-	-	-	-	-	-	(2560)*	(2560)*	(2560)*	(2560)*	(2560)*	-	-	-	-	-	(2706)*	(2706)*	(2420)	(2706)*	(2706)*
2 m (6' - 7")	-	-	-	-	-	2010*	2010*	1872	2010*	2010*	1490*	1490*	1237	1490*	1490*	1281*	1281*	890	1172	1281*	1255*	1255*	825	1088	1255*
1 m (3' - 3")	-	-	-	-	-	(4433)*	(4433)*	(4129)	(4433)*	(4433)*	(3285)*	(3285)*	(2729)	(3285)*	(3285)*	(2825)*	(2825)*	(1963)	(2585)	(2825)*	(2768)*	(2768)*	(1820)	(2400)	(2768)*
0 m (0' - 0")	4853*	4853*	3143	4606	4853*	2743*	2743*	1685	2310	2743*	1841*	1815	1141	1530	1841*	1361*	1322	851	1131	1361*	1343*	1308	842	1119	1343*
-1 m -(3' - 3")	4233*	4233*	3173	4233*	4233*	2550*	2550*	1683	2308	2550*	1731*	1731*	1136	1524	1731*	-	-	-	-	-	1387*	1387*	968	1290	1387*
-2 m (6' - 7")	3019*	3019*	3019*	3019*	3019*	1904*	1904*	1727	1904*	1904*	-	-	-	-	-	-	-	-	-	-	1375*	1375*	1338	1375*	1375*

Tab.49: Hubkrafttabellen EW65 – Monoausleger, Löffelstiel kurz, Einfachbereifung, Pratzen vorne, Parallelschild hinten


A B	2 m ( 6'-7" )					3 m ( 9'-10" )					4 m ( 13'-1" )					5 m ( 16' - 5" )									
	I	II	III	IV	V	I	II	III	IV	V	I	II	III	IV	V	I	II	III	IV	V	I	II	III	IV	V
4 m (13'-1")	-	-	-	-	-	-	-	-	-	-	1001*	1001*	1001*	1001*	1001*	-	-	-	-	-	1114*	1114*	968	1114*	1114*
3 m (9' - 10")	-	-	-	-	-	-	-	-	-	-	1113*	1113*	1113*	1113*	1113*	1105*	1105*	914	1105*	1105*	1122*	1122*	819	1078	1122*
2 m (6' - 7")	-	-	-	-	-	1763*	1763*	1763*	1763*	1763*	1364*	1364*	1244	1364*	1364*	1193*	1193*	889	1171	1193*	1149*	1149*	751	994	1149*
1 m (3' - 3")	-	-	-	-	-	2415*	2415*	1755	2387	2415*	1637*	1637*	1177	1569	1637*	1305*	1305*	858	1139	1305*	1186*	1135	733	975	1186*
0 m (0' - 0")	5110*	5110*	3105	4565	5110*	2709*	2709*	1677	2302	2709*	1805*	1805*	1131	1520	1805*	1361*	1307	836	1116	1361*	1231*	1186	762	1016	1231*
-1 m -(3' - 3")	4600*	4600*	3124	4586	4600*	2632*	2632*	1660	2284	2632*	1778*	1778*	1115	1504	1778*	-	-	-	-	-	1276*	1276*	857	1145	1276*
-2 m (6' - 7")	3576*	3576*	3190	3576*	3576*	2163*	2163*	1688	2163*	2163*	1374*	1374*	1142	1374*	1374*	-	-	-	-	-	1294*	1294*	1111	1294*	1294*

Tab.50: Hubkrafttabellen EW65 – Monoausleger, Löffelstiel lang, Einfachbereifung, Pratzen vorne, Parallelschild hinten

## Hubkrafttabellen EW65


A B	2 m ( 6'-7" )					3 m ( 9'-10" )					4 m ( 13'-1" )					5 m ( 16' - 5" )									
	I	II	III	IV	V	I	II	III	IV	V	I	II	III	IV	V	I	II	III	IV	V					
<b>4 m</b> (13'-1")	-	-	-	-	-	-	-	-	-	-	1161*	1161*	1161*	1161*	1161*	-	-	-	-	-	1227*	1227*	1031	1188	1227*
	-	-	-	-	-	-	-	-	-	-	(2560)*	(2560)*	(2560)*	(2560)*	(2560)*	-	-	-	-	-	(2706)*	(2706)*	(2273)	(2618)	(2706)*
<b>3 m</b> (9' - 10")	-	-	-	-	-	-	-	-	-	-	1252*	1252*	1219	1252*	1252*	1226*	1226*	850	979	1226*	1229*	1229*	849	978	1229*
	-	-	-	-	-	-	-	-	-	-	(2761)*	(2761)*	(2689)	(2761)*	(2761)*	(2703)*	(2703)*	(1875)	(2159)	(2703)*	(2710)*	(2710)*	(1873)	(2157)	(2710)*
<b>2 m</b> (6' - 7")	-	-	-	-	-	2010*	2010*	1761	2010*	2010*	1490*	1490*	1161	1350	1490*	1281*	1281*	832	960	1281*	1255*	1255*	770	888	1255*
	-	-	-	-	-	(4433)*	(4433)*	(3884)	(4433)*	(4433)*	(3285)*	(3285)*	(2560)	(2976)	(3285)*	(2825)*	(2825)*	(1834)	(2116)	(2825)*	(2768)*	(2768)*	(1698)	(1959)	(2768)*
<b>1 m</b> (3' - 3")	-	-	-	-	-	2576*	2576*	1630	1951	2576*	1728*	1728*	1101	1287	1728*	1362*	1362*	806	933	1362*	1295*	1288	750	867	1295*
	-	-	-	-	-	(5679)*	(5679)*	(3595)	(4303)	(5679)*	(3810)*	(3810)*	(2428)	(2837)	(3810)*	(3004)*	(3004)*	(1778)	(2058)	(3004)*	(2855)*	(2841)	(1654)	(1911)	(2855)*
<b>0 m</b> (0' - 0")	4853*	4853*	2942	3787	4853*	2743*	2743*	1574	1891	2743*	1841*	1841*	1064	1247	1841*	1361*	1361*	792	918	1361*	1343*	1343*	784	909	1343*
	(10701)*	(10701)*	(6486)	(8350)	(10701)*	(6048)*	(6048)*	(3471)	(4169)	(6048)*	(4060)*	(4060)*	(2347)	(2751)	(4060)*	(3001)*	(3001)*	(1747)	(2025)	(3001)*	(2961)*	(2961)*	(1730)	(2005)	(2961)*
<b>-1 m</b> (-3' - 3")	4233*	4233*	2971	3821	4233*	2550*	2550*	1572	1888	2550*	1731*	1731*	1059	1242	1731*	-	-	-	-	-	1387*	1387*	902	1050	1387*
	(9334)*	(9334)*	(6551)	(8425)	(9334)*	(5623)*	(5623)*	(3466)	(4163)	(5623)*	(3817)*	(3817)*	(2336)	(2739)	(3817)*	-	-	-	-	-	(3058)*	(3058)*	(1990)	(2316)	(3058)*
<b>-2 m</b> (6' - 7")	3019*	3019*	3019*	3019*	3019*	1904*	1904*	1616	1904*	1904*	-	-	-	-	-	-	-	-	-	-	1375*	1375*	1251	1375*	1375*
	(6657)*	(6657)*	(6657)*	(6657)*	(6657)*	(4199)*	(4199)*	(3564)	(4199)*	(4199)*	-	-	-	-	-	-	-	-	-	-	(3031)*	(3031)*	(2758)	(3031)*	(3031)*

Tab.51: Hubkrafttabellen EW65 – Monoausleger, Löffelstiel kurz, Einfachbereifung, Greiferbügel vorne, Parallelschild hinten


A B	2 m ( 6'-7" )					3 m ( 9'-10" )					4 m ( 13'-1" )					5 m ( 16' - 5" )									
	I	II	III	IV	V	I	II	III	IV	V	I	II	III	IV	V	I	II	III	IV	V					
<b>4 m</b> (13'-1")	-	-	-	-	-	-	-	-	-	-	1001*	1001*	1001*	1001*	1001*	-	-	-	-	-	1114*	1114*	908	1045	1114*
	-	-	-	-	-	-	-	-	-	-	(2208)*	(2208)*	(2208)*	(2208)*	(2208)*	-	-	-	-	-	(2457)*	(2457)*	(2001)	(2304)	(2457)*
<b>3 m</b> (9' - 10")	-	-	-	-	-	-	-	-	-	-	1113*	1113*	1113*	1113*	1113*	1105*	1105*	856	986	1105*	1122*	1122*	765	881	1122*
	-	-	-	-	-	-	-	-	-	-	(2455)*	(2455)*	(2455)*	(2455)*	(2455)*	(2436)*	(2436)*	(1887)	(2173)	(2436)*	(2475)*	(2475)*	(1687)	(1943)	(2475)*
<b>2 m</b> (6' - 7")	-	-	-	-	-	1763*	1763*	1763*	1763*	1763*	1364*	1364*	1167	1358	1364*	1193*	1193*	830	959	1193*	1149*	1149*	699	807	1149*
	-	-	-	-	-	(3886)*	(3886)*	(3886)*	V*	(3886)*	(3007)*	(3007)*	(2574)	(2993)	(3007)*	(2630)*	(2630)*	(1831)	(2114)	(2630)*	(2533)*	(2533)*	(1542)	(1780)	(2533)*
<b>1 m</b> (3' - 3")	-	-	-	-	-	2415*	2415*	1644	1968	2415*	1637*	1637*	1101	1287	1637*	1305*	1305*	799	927	1305*	1186*	1178	681	788	1186*
	-	-	-	-	-	(5324)*	(5324)*	(3625)	(4338)	(5324)*	(3609)*	(3609)*	(2427)	(2838)	(3609)*	(2877)*	(2877)*	(1762)	(2043)	(2877)*	(2615)*	(2597)	(1502)	(1738)	(2615)*
<b>0 m</b> (0' - 0")	5110*	5110*	2904	3746	5110*	2709*	2709*	1566	1883	2709*	1805*	1805*	1054	1238	1805*	1361*	1356	777	903	1361*	1231*	1231*	708	821	1231*
	(11268)*	(11268)*	(6403)	(8259)	(11268)*	(5972)*	(5972)*	(3452)	(4151)	(5972)*	(3980)*	(3980)*	(2325)	(2730)	(3980)*	(3000)*	(2991)	(1714)	(1992)	(3000)*	(2714)*	(2714)*	(1560)	(1810)	(2714)*
<b>-1 m</b> (-3' - 3")	4600*	4600*	2922	3767	4600*	2632*	2632*	1548	1864	2632*	1778*	1778*	1039	1222	1778*	-	-	-	-	-	1276*	1276*	798	928	1276*
	(10144)*	(10144)*	(6443)	(8306)	(10144)*	(5804)*	(5804)*	(3414)	(4110)	(5804)*	(3921)*	(3921)*	(2290)	(2693)	(3921)*	-	-	-	-	-	(2813)*	(2813)*	(1759)	(2046)	(2813)*
<b>-2 m</b> (6' - 7")	3576*	3576*	2989	3576*	3576*	2163*	2163*	1577	1895	2163*	1374*	1374*	1066	1250	1374*	-	-	-	-	-	1294*	1294*	1036	1214	1294*
	(7884)*	(7884)*	(6590)	(7884)*	(7884)*	(4769)*	(4769)*	(3478)	(4178)	(4769)*	(3031)*	(3031)*	(2350)	(2756)	(3031)*	-	-	-	-	-	(2853)*	(2853)*	(2285)	(2676)	(2853)*

Tab.52: Hubkrafttabellen EW65 – Monoausleger, Löffelstiel lang, Einfachbereifung, Greiferbügel vorne, Parallelschild hinten

## Hubkrafttabellen EW65


A B	2 m ( 6'-7" )					3 m ( 9'-10" )					4 m ( 13'-1" )					5 m ( 16' - 5" )									
	I	II	III	IV	V	I	II	III	IV	V	I	II	III	IV	V	I	II	III	IV	V		I	II	III	IV
4 m (13'-1")	-	-	-	-	-	-	-	-	-	-	1161*	1161*	1161*	1161*	1161*	-	-	-	-	-	1227*	1227*	1044	1227*	1227*
	-	-	-	-	-	-	-	-	-	-	(2560)*	(2560)*	(2560)*	(2560)*	(2560)*	-	-	-	-	-	(2706)*	(2706)*	(2302)	(2706)*	(2706)*
3 m (9' - 10")	-	-	-	-	-	-	-	-	-	-	1252*	1252*	1235	1252*	1252*	1226*	1137	862	1226*	1226*	1229*	1135	861	1229*	1229*
	-	-	-	-	-	-	-	-	-	-	(2761)*	(2761)*	(2723)	(2761)*	(2761)*	(2703)*	(2507)	(1901)	(2703)*	(2703)*	(2710)*	(2503)	(1899)	(2710)*	(2710)*
2 m (6' - 7")	-	-	-	-	-	2010*	2010*	1784	2010*	2010*	1490*	1490*	1176	1490*	1490*	1281*	1116	844	1277	1277	1255*	1032	781	1187	1187
	-	-	-	-	-	(4433)*	(4433)*	(3933)	(4433)*	(4433)*	(3285)*	(3285)*	(2594)	(3285)*	(3285)*	(2825)*	(2462)	(1860)	(2815)	(2815)	(2768)*	(2275)	(1723)	(2617)	(2617)
1 m (3' - 3")	-	-	-	-	-	2576*	2384	1653	2576*	2576*	1728*	1521	1117	1708	1708	1362*	1088	818	1250	1250	1295*	1009	761	1165	1165
	-	-	-	-	-	(5679)*	(5257)	(3644)	(5679)*	(5679)*	(3810)*	(3354)	(2462)	(3765)	(3765)	(3004)*	(2400)	(1804)	(2757)	(2757)	(2855)*	(2225)	(1678)	(2568)	(2568)
0 m (0' - 0")	4853*	4853*	2982	4853*	4853*	2743*	2317	1597	2517	2517	1841*	1479	1080	1668	1668	1361*	1073	804	1235	1235	1343*	1061	796	1223	1223
	(10701)*	(10701)*	(6576)	(10701)*	(10701)*	(6048)*	(5109)	(3521)	(5549)	(5549)	(4060)*	(3261)	(2381)	(3679)	(3679)	(3001)*	(2365)	(1773)	(2724)	(2724)	(2961)*	(2340)	(1755)	(2697)	(2697)
-1 m (-3' - 3")	4233*	4233*	3012	4233*	4233*	2550*	2314	1594	2514	2514	1731*	1473	1075	1663	1663	-	-	-	-	-	1387*	1233	916	1387*	1387*
	(9334)*	(9334)*	(6641)	(9334)*	(9334)*	(5623)*	(5103)	(3516)	(5544)	(5544)	(3817)*	(3249)	(2370)	(3667)	(3667)	-	-	-	-	-	(3058)*	(2719)	(2019)	(3058)*	(3058)*
-2 m (6' - 7")	3019*	3019*	3019*	3019*	3019*	1904*	1904*	1639	1904*	1904*	-	-	-	-	-	-	-	-	-	-	1375*	1375*	1268	1375*	1375*
	(6657)*	(6657)*	(6657)*	(6657)*	(6657)*	(4199)*	(4199)*	(3613)	(4199)*	(4199)*	-	-	-	-	-	-	-	-	-	-	(3031)*	(3031)*	(2797)	(3031)*	(3031)*

Tab.53: Hubkrafttabellen EW65 – Monoausleger, Löffelstiel kurz, Einfachbereifung, Parallelschild vorne


A B	2 m ( 6'-7" )					3 m ( 9'-10" )					4 m ( 13'-1" )					5 m ( 16' - 5" )									
	I	II	III	IV	V	I	II	III	IV	V	I	II	III	IV	V	I	II	III	IV	V		I	II	III	IV
4 m (13'-1")	-	-	-	-	-	-	-	-	-	-	1001*	1001*	1001*	1001*	1001*	-	-	-	-	-	1114*	1114*	920	1114*	1114*
	-	-	-	-	-	-	-	-	-	-	(2208)*	(2208)*	(2208)*	(2208)*	(2208)*	-	-	-	-	-	(2457)*	(2457)*	(2028)	(2457)*	(2457)*
3 m (9' - 10")	-	-	-	-	-	-	-	-	-	-	1113*	1113*	1113*	1113*	1113*	1105*	1105*	868	1105*	1105*	1122*	1023	776	1122*	1122*
	-	-	-	-	-	-	-	-	-	-	(2455)*	(2455)*	(2455)*	(2455)*	(2455)*	(2436)*	(2436)*	(1913)	(2436)*	(2436)*	(2475)*	(2255)	(1711)	(2475)*	(2475)*
2 m (6' - 7")	-	-	-	-	-	1763*	1763*	1763*	1763*	1763*	1364*	1364*	1183	1364*	1364*	1193*	1116	842	1193*	1193*	1149*	938	710	1086	1086
	-	-	-	-	-	(3886)*	(3886)*	(3886)*	V*	(3886)*	(3007)*	(3007)*	(2608)	(3007)*	(3007)*	(2630)*	(2461)	(1857)	(2630)*	(2630)*	(2533)*	(2068)	(1565)	(2395)	(2395)
1 m (3' - 3")	-	-	-	-	-	2415*	2404	1666	2415*	2415*	1637*	1523	1116	1637*	1637*	1305*	1082	811	1244	1244	1186*	918	692	1066	1066
	-	-	-	-	-	(5324)*	(5301)	(3674)	(5324)*	(5324)*	(3609)*	(3357)	(2461)	(3609)*	(3609)*	(2877)*	(2386)	(1788)	(2742)	(2742)	(2615)*	(2024)	(1525)	(2351)	(2351)
0 m (0' - 0")	5110*	5110*	2944	4968	4968	2709*	2310	1588	2509	2509	1805*	1470	1070	1659	1659	1361*	1058	789	1220	1220	1231*	958	718	1112	1112
	(11268)*	(11268)*	(6492)	(10954)	(10954)	(5972)*	(5093)	(3502)	(5532)	(5532)	(3980)*	(3242)	(2359)	(3658)	(3658)	(3000)*	(2333)	(1740)	(2691)	(2691)	(2714)*	(2113)	(1584)	(2452)	(2452)
-1 m (-3' - 3")	4600*	4600*	2963	4600*	4600*	2632*	2289	1571	2490	2490	1778*	1452	1054	1642	1642	-	-	-	-	-	1276*	1088	810	1253	1253
	(10144)*	(10144)*	(6533)	(10144)*	(10144)*	(5804)*	(5048)	(3464)	(5491)	(5491)	(3921)*	(3203)	(2324)	(3621)	(3621)	-	-	-	-	-	(2813)*	(2398)	(1785)	(2762)	(2762)
-2 m (6' - 7")	3576*	3576*	3029	3576*	3576*	2163*	2163*	1599	2163*	2163*	1374*	1374*	1081	1374*	1374*	-	-	-	-	-	1294*	1294*	1051	1294*	1294*
	(7884)*	(7884)*	(6680)	(7884)*	(7884)*	(4769)*	(4769)*	(3527)	(4769)*	(4769)*	(3031)*	(3031)*	(2384)	(3031)*	(3031)*	-	-	-	-	-	(2853)*	(2853)*	(2319)	(2853)*	(2853)*

Tab.54: Hubkrafttabellen EW65 – Monoausleger, Löffelstiel lang, Einfachbereifung, Parallelschild vorne

## Hubkrafttabellen EW65

A B	2 m ( 6'-7" )					3 m ( 9'-10" )					4 m ( 13'-1" )					5 m ( 16' - 5" )									
	I	II	III	IV	V	I	II	III	IV	V	I	II	III	IV	V	I	II	III	IV	V					
<b>4 m</b> (13'-1")	-	-	-	-	-	-	-	-	-	-	1161*	1161*	1161*	1161*	1161*	-	-	-	-	-	1227*	1227*	1023	1227*	1227*
	-	-	-	-	-	-	-	-	-	-	(2560)*	(2560)*	(2560)*	(2560)*	(2560)*	-	-	-	-	-	(2706)*	(2706)*	(2256)	(2706)*	(2706)*
<b>3 m</b> (9' - 10")	-	-	-	-	-	-	-	-	-	-	1252*	1252*	1211	1252*	1252*	1226*	1155	844	1226*	1226*	1229*	1154	843	1225	1225
	-	-	-	-	-	-	-	-	-	-	(2761)*	(2761)*	(2670)	(2761)*	(2761)*	(2703)*	(2548)	(1861)	(2703)*	(2703)*	(2710)*	(2544)	(1859)	(2702)	(2702)
<b>2 m</b> (6' - 7")	-	-	-	-	-	2010*	2010*	1749	2010*	2010*	1490*	1490*	1152	1490*	1490*	1281*	1135	825	1207	1207	1255*	1049	764	1121	1121
	-	-	-	-	-	(4433)*	(4433)*	(3856)	(4433)*	(4433)*	(3285)*	(3285)*	(2541)	(3285)*	(3285)*	(2825)*	(2503)	(1820)	(2662)	(2662)	(2768)*	(2314)	(1685)	(2473)	(2473)
<b>1 m</b> (3' - 3")	-	-	-	-	-	2576*	2423	1618	2440	2440	1728*	1546	1093	1615	1615	1362*	1107	800	1181	1181	1295*	1026	744	1099	1099
	-	-	-	-	-	(5679)*	(5343)	(3568)	(5381)	(5381)	(3810)*	(3409)	(2410)	(3562)	(3562)	(3004)*	(2441)	(1764)	(2603)	(2603)	(2855)*	(2263)	(1640)	(2424)	(2424)
<b>0 m</b> (0' - 0")	4853*	4853*	2919	4741	4741	2743*	2356	1562	2379	2379	1841*	1504	1056	1576	1576	1361*	1091	786	1166	1166	1343*	1080	778	1154	1154
	(10701)*	(10701)*	(6436)	(10454)	(10454)	(6048)*	(5194)	(3444)	(5247)	(5247)	(4060)*	(3317)	(2328)	(3475)	(3475)	(3001)*	(2406)	(1732)	(2571)	(2571)	(2961)*	(2381)	(1715)	(2545)	(2545)
<b>-1 m</b> (-3' - 3")	4233*	4233*	2948	4233*	4233*	2550*	2353	1560	2377	2377	1731*	1498	1051	1571	1571	-	-	-	-	-	1387*	1254	895	1329	1329
	(9334)*	(9334)*	(6501)	(9334)*	(9334)*	(5623)*	(5188)	(3439)	(5241)	(5241)	(3817)*	(3304)	(2317)	(3463)	(3463)	-	-	-	-	-	(3058)*	(2766)	(1974)	(2931)	(2931)
<b>-2 m</b> (6' - 7")	3019*	3019*	3019*	3019*	3019*	1904*	1904*	1604	1904*	1904*	-	-	-	-	-	-	-	-	-	-	1375*	1375*	1241	1375*	1375*
	(6657)*	(6657)*	(6657)*	(6657)*	(6657)*	(4199)*	(4199)*	(3536)	(4199)*	(4199)*	-	-	-	-	-	-	-	-	-	-	(3031)*	(3031)*	(2737)	(3031)*	(3031)*

Tab.55: Hubkrafttabellen EW65 – Monoausleger, Löffelstiel kurz, Einfachbereifung, Planierschild vorne

A B	2 m ( 6'-7" )					3 m ( 9'-10" )					4 m ( 13'-1" )					5 m ( 16' - 5" )									
	I	II	III	IV	V	I	II	III	IV	V	I	II	III	IV	V	I	II	III	IV	V					
<b>4 m</b> (13'-1")	-	-	-	-	-	-	-	-	-	-	1001*	1001*	1001*	1001*	1001*	-	-	-	-	-	1114*	1114*	901	1114*	1114*
	-	-	-	-	-	-	-	-	-	-	(2208)*	(2208)*	(2208)*	(2208)*	(2208)*	-	-	-	-	-	(2457)*	(2457)*	(1986)	(2457)*	(2457)*
<b>3 m</b> (9' - 10")	-	-	-	-	-	-	-	-	-	-	1113*	1113*	1113*	1113*	1113*	1105*	1105*	849	1105*	1105*	1122*	1040	759	1110	1110
	-	-	-	-	-	-	-	-	-	-	(2455)*	(2455)*	(2455)*	(2455)*	(2455)*	(2436)*	(2436)*	(1873)	(2436)*	(2436)*	(2475)*	(2293)	(1673)	(2448)	(2448)
<b>2 m</b> (6' - 7")	-	-	-	-	-	1763*	1763*	1763*	1763*	1763*	1364*	1364*	1159	1364*	1364*	1193*	1135	824	1193*	1193*	1149*	954	694	1025	1025
	-	-	-	-	-	(3886)*	(3886)*	(3886)*	V*	(3886)*	(3007)*	(3007)*	(2555)	(3007)*	(3007)*	(2630)*	(2502)	(1816)	(2630)*	(2630)*	(2533)*	(2104)	(1529)	(2260)	(2260)
<b>1 m</b> (3' - 3")	-	-	-	-	-	2415*	2415*	1632	2415*	2415*	1637*	1548	1092	1616	1616	1305*	1101	793	1174	1174	1186*	934	675	1005	1005
	-	-	-	-	-	(5324)*	(5324)*	(3598)	(5324)*	(5324)*	(3609)*	(3413)	(2408)	(3562)	(3562)	(2877)*	(2427)	(1748)	(2589)	(2589)	(2615)*	(2060)	(1489)	(2217)	(2217)
<b>0 m</b> (0' - 0")	5110*	5110*	2881	4700	4700	2709*	2349	1553	2371	2371	1805*	1495	1046	1567	1567	1361*	1077	771	1151	1151	1231*	975	702	1048	1048
	(11268)*	(11268)*	(6353)	(10363)	(10363)	(5972)*	(5179)	(3425)	(5229)	(5229)	(3980)*	(3297)	(2306)	(3454)	(3454)	(3000)*	(2374)	(1699)	(2538)	(2538)	(2714)*	(2150)	(1547)	(2311)	(2311)
<b>-1 m</b> (-3' - 3")	4600*	4600*	2900	4600*	4600*	2632*	2328	1536	2353	2353	1778*	1478	1030	1550	1550	-	-	-	-	-	1276*	1107	791	1181	1181
	(10144)*	(10144)*	(6394)	(10144)*	(10144)*	(5804)*	(5133)	(3387)	(5188)	(5188)	(3921)*	(3258)	(2272)	(3418)	(3418)	-	-	-	-	-	(2813)*	(2440)	(1744)	(2605)	(2605)
<b>-2 m</b> (6' - 7")	3576*	3576*	2966	3576*	3576*	2163*	2163*	1565	2163*	2163*	1374*	1374*	1057	1374*	1374*	-	-	-	-	-	1294*	1294*	1028	1294*	1294*
	(7884)*	(7884)*	(6541)	(7884)*	(7884)*	(4769)*	(4769)*	(3450)	(4769)*	(4769)*	(3031)*	(3031)*	(2331)	(3031)*	(3031)*	-	-	-	-	-	(2853)*	(2853)*	(2267)	(2853)*	(2853)*

Tab.56: Hubkrafttabellen EW65 – Monoausleger, Löffelstiel lang, Einfachbereifung, Planierschild vorne